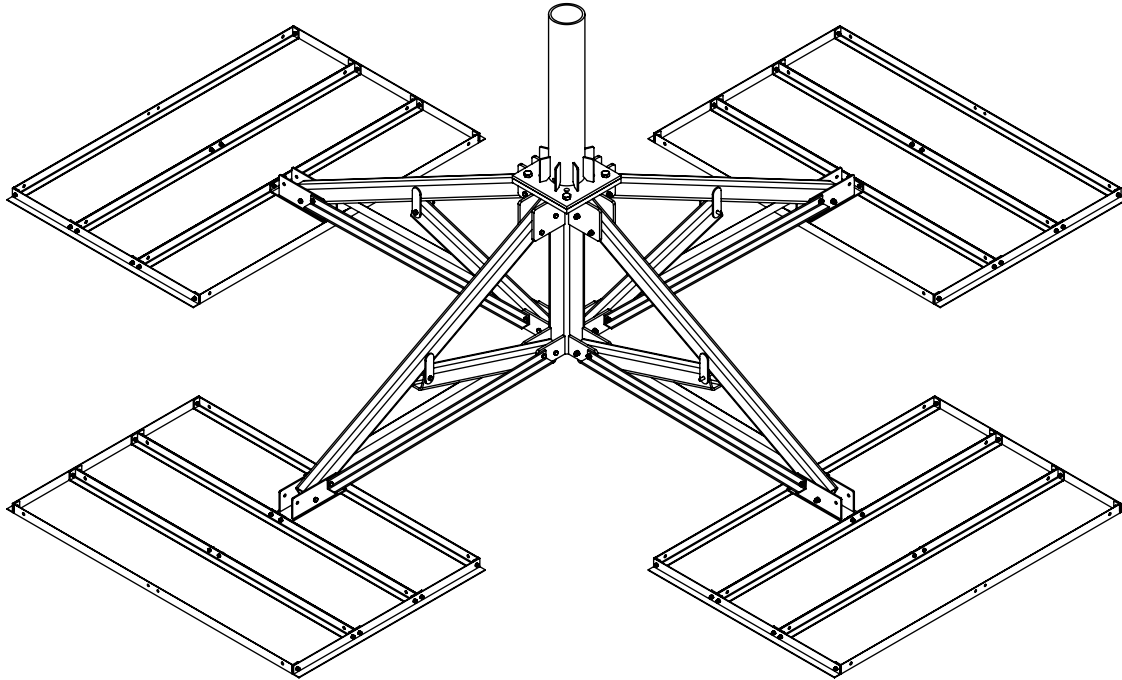


PXE-T-(000X0)-RP



SYM	PART#	DESCRIPTION	QTY.
1	AB1515H2HD	PXL-2EHD BASE ASS'Y, HDG	1
2	AS REQ'D	AS REQ'D	1
3	AB1516H2HD	PXL-2EHD ARM ASS'Y, HDG	4
4	AB1145H2HD	PXL-2EHD BRACE TUBE, HDG	4
5	AB1519HD	PXL-2EHD BRACE ANGLE (56.18) , HDG	8
6	AB1527HD	AFCH/PXE FOOT, HDG	4
7	H1-0875-300	7/8"x 3" BOLT GR.8, Z/P	4
8	H2-0875HN	7/8" NUT, Z/P	4
9	H4-0875LW	7/8" SPLIT LOCKWASHER, Z/P	4
10	H1-0500-500	1/2"x5" BOLT GR.5, Z/P	20
11	H1-0500-450	1/2"x4-1/2" BOLT GR.5, Z/P	8
12	H2-0500HN	1/2" NUT, Z/P	28
13	H4-0500LW	1/2" SPLIT LOCKWASHER, Z/P	28
14	AB1119BHD	6' BALLAST PAD ANGLE, HDG	24
15	AB1120AHD	TRIPLE TRAY SIDE PAD(48"), HDG	8
16	H1-0375-100	3/8" x 1" BOLT GR.5, Z/P	80
17	H2-0375HN	3/8" NUT, Z/P	80
18	H4-0375LW	3/8" LOCKWASHER, Z/P	80
		RUBBER MATTING 48"x77"	4
		PALLET	1

HDWE-B T
QTY.5

PROPRIETARY AND CONFIDENTIAL

THE INFORMATION CONTAINED IN THIS DRAWING IS THE SOLE PROPERTY OF BAIRD SUPPORTING SYSTEMS. ANY REPRODUCTION IN PART OR AS A WHOLE WITHOUT THE WRITTEN PERMISSION OF BAIRD SUPPORTING SYSTEMS IS PROHIBITED.



WWW.BAIRD MOUNTS.COM

UNLESS OTHERWISE SPECIFIED:

DIMENSIONS ARE IN INCHES
TOLERANCES:
FRACTIONAL ±
ANGULAR: MACH ± BEND ±
TWO PLACE DECIMAL ±
THREE PLACE DECIMAL ±

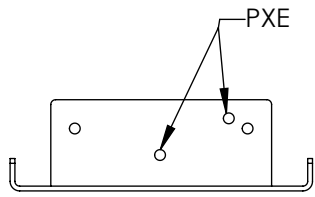
DO NOT SCALE DRAWING

BAIRD MOUNTING SYSTEMS

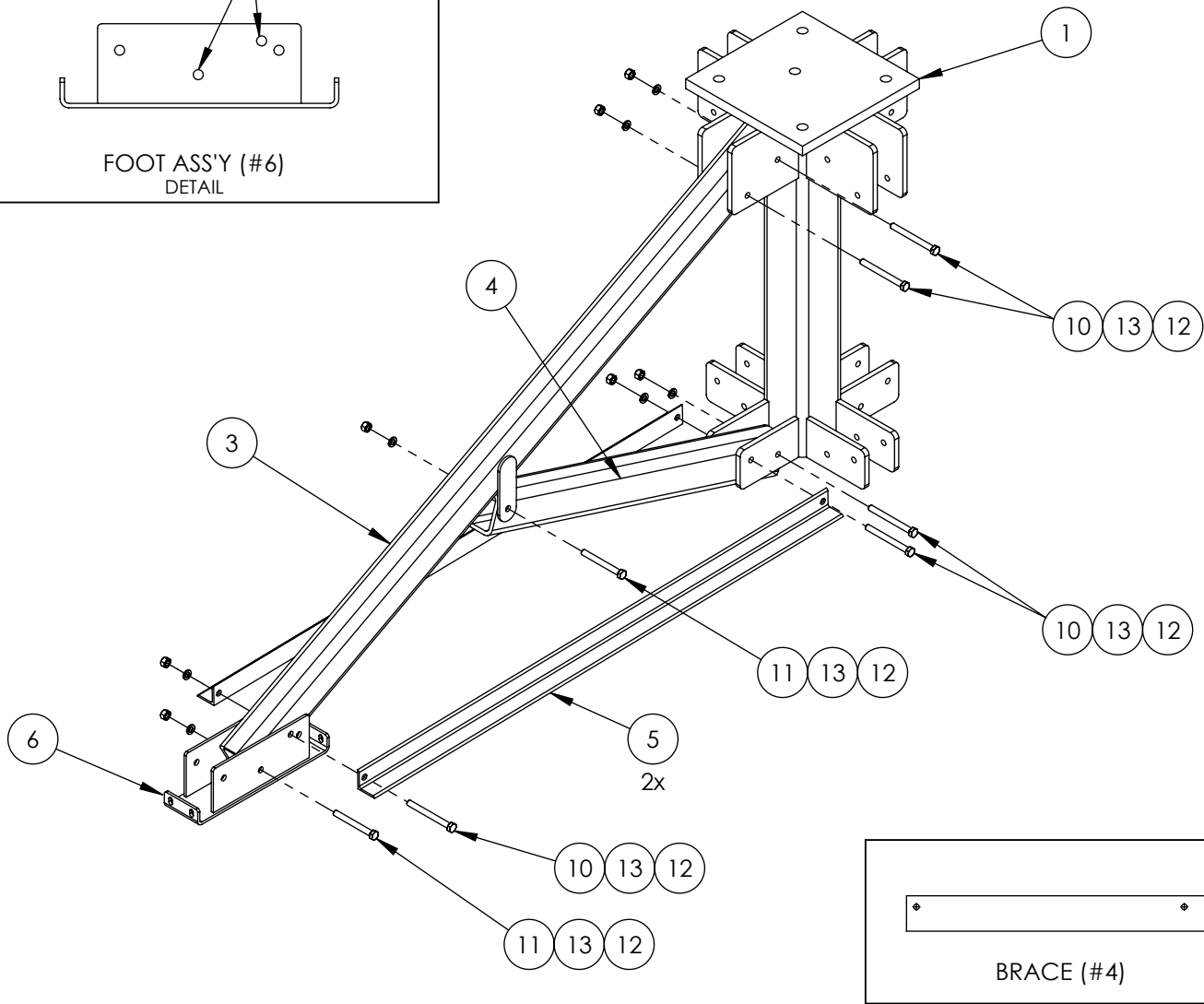
WATERLOO, IA 50703
PHONE: 319-233-3561
SALES@BAIRDMOUNTS.COM

TITLE:
PXL-2EHD, TRIPLE TRAYS, (000X0) MAST, RUBBER MAT

DRAWN BY JK	DATE 04/22/20
MATERIAL STEEL	FINISH HDG
DWG. PURPOSE INST	SHEET 1
	SCALE -
PART. NO. PXE-T-(000X0)-RP	
DWG. NO. PXE-T-(000X0)-RP ASSY INST	



FOOT ASS'Y (#6)
DETAIL



LOCATE A 72" ARM ASS'Y(#3). WITH THE TABS POINTING DOWNWARD AND AWAY FROM THE BASE, ATTACH TO THE UPPER FINS WITH (2)1/2"x5" BOLTS, LOCKWASHERS & NUTS. (DO NOT TIGHTEN ANY HARDWARE UNTIL THE ASSEMBLY IS COMPLETE AND MOUNT IS IN ITS FINAL POSITION.)

NEXT, ATTACH THE 36" BRACE TUBE(#4) AND THE BRACE ANGLES(#5) TO THE LOWER FINS WITH (2)1/2"x5" BOLTS, LOCKWASHERS & NUTS, AS SHOWN IN THE ABOVE DIAGRAM. NEXT, ATTACH THE OTHER END OF THE BRACE TUBE TO THE TABS ON THE 72" ARM(#3) USING (1)1/2"x4-1/2" BOLT, LOCKWASHER & NUT. NOTE, THE SINGLE HOLE ON THE BRACE TUBE SHOULD BE TOWARDS THE TOP OF THE TUBE.

ATTACH THE FOOT (#6) TO THE END OF THE PXL2EHD ARM, USING (1) 1/2"x4-1/2" BOLT, (1) 1/2"x5" BOLT, LOCKWASHERS AND NUTS. ONE BOLT WILL ALSO SECURE THE END OF THE BRACE ANGLES(#5). SEE ABOVE DIAGRAM.

REPEAT THE PREVIOUS STEPS FOR THE THREE REMAINING SIDES. DO NOT TIGHTEN HARDWARE UNTIL COMPLETE MOUNT IS ASSEMBLED AND PLACED IN ITS FINAL LOCATION.

PROPRIETARY AND CONFIDENTIAL

THE INFORMATION CONTAINED IN THIS DRAWING IS THE SOLE PROPERTY OF BAIRD SUPPORTING SYSTEMS. ANY REPRODUCTION IN PART OR AS A WHOLE WITHOUT THE WRITTEN PERMISSION OF BAIRD SUPPORTING SYSTEMS IS PROHIBITED.



WWW.BAIRD MOUNTS.COM

UNLESS OTHERWISE SPECIFIED:

DIMENSIONS ARE IN INCHES
TOLERANCES:
FRACTIONAL ±
TWO PLACE DECIMAL ±
THREE PLACE DECIMAL ±
ANGULAR: MACH ± BEND ±

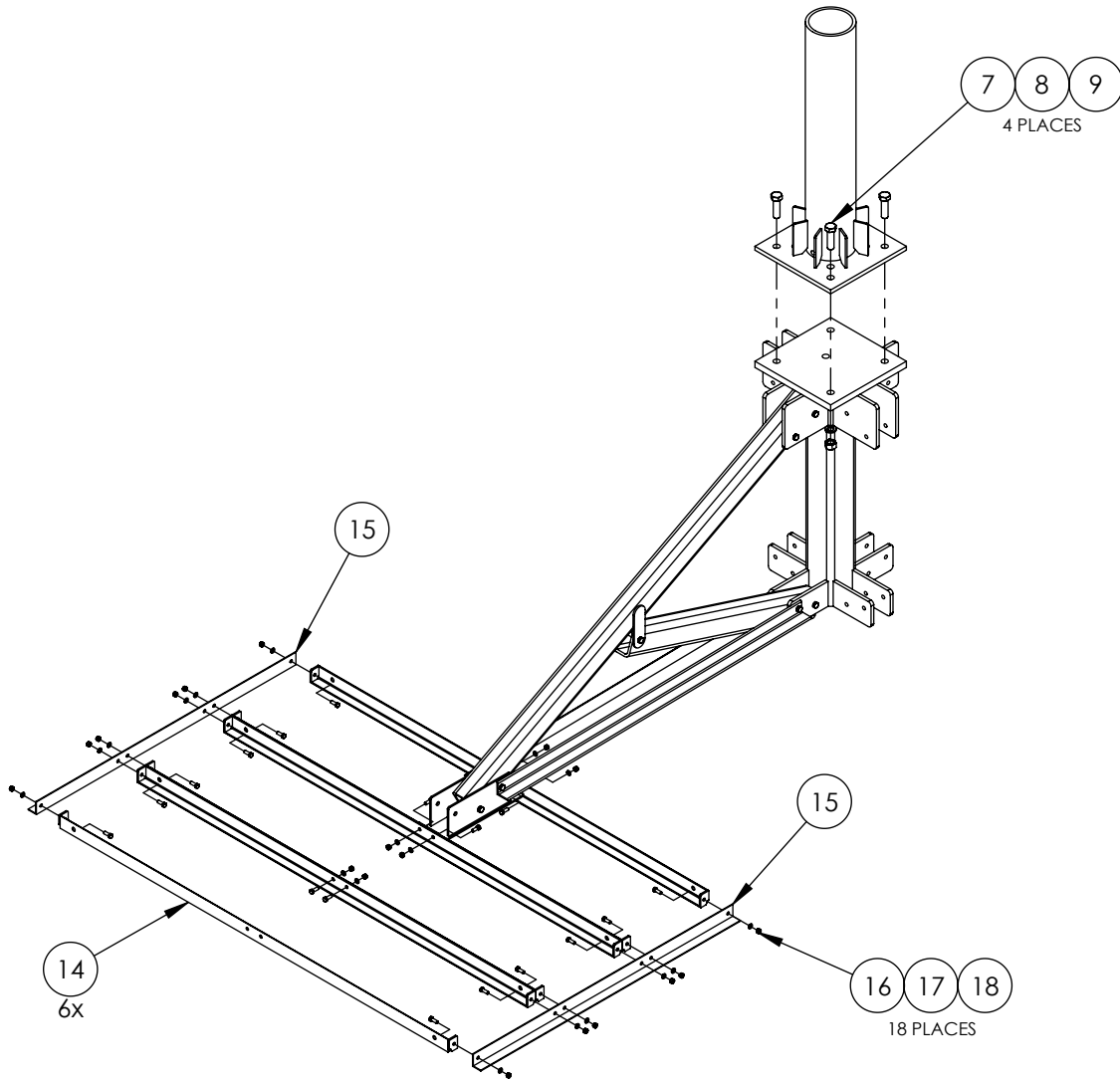
DO NOT SCALE DRAWING

BAIRD MOUNTING SYSTEMS

WATERLOO, IA 50703
PHONE: 319-233-3561
SALES@BAIRDMOUNTS.COM

TITLE:
PXL-2EHD, TRIPLE TRAYS, (000X0) MAST, RUBBER MAT

DRAWN BY JK	DATE 04/22/20
MATERIAL STEEL	FINISH HDG
DWG. PURPOSE INST	SHEET 2
PART. NO. PXE-T-(000X0)-RP	SCALE -
DWG. NO. PXE-T-(000X0)-RP ASSY INST	



ASSEMBLE A BALLAST TRAY AND ATTACH TO THE FOOT ASSY, AS SHOWN ABOVE. USE SIX 6' BALLAST ANGLES(#14), TWO TRIPLE TRAY SIDE PADS(#15)AND EIGHTEEN 3/8"x1" BOLTS, LOCKWASHERS & NUTS. SEE THE DRAWING SHOWN ABOVE. REPEAT FOR THE REMAINING THREE BALLAST TRAYS.

ATTACH THE MAST TO THE BASE USING FOUR 7/8"x3" BOLTS, LOCKWASHERS AND NUTS(#7,#8,#9)

PROPRIETARY AND CONFIDENTIAL

THE INFORMATION CONTAINED IN THIS DRAWING IS THE SOLE PROPERTY OF BAIRD SUPPORTING SYSTEMS. ANY REPRODUCTION IN PART OR AS A WHOLE WITHOUT THE WRITTEN PERMISSION OF BAIRD SUPPORTING SYSTEMS IS PROHIBITED.



WWW.BAIRD MOUNTS.COM

UNLESS OTHERWISE SPECIFIED:

DIMENSIONS ARE IN INCHES
 TOLERANCES:
 FRACTIONAL ±
 ANGULAR: MACH ± BEND ±
 TWO PLACE DECIMAL ±
 THREE PLACE DECIMAL ±

DO NOT SCALE DRAWING

BAIRD MOUNTING SYSTEMS

WATERLOO, IA 50703
 PHONE: 319-233-3561
 SALES@BAIRDMOUNTS.COM

TITLE:

PXL-2EHD, TRIPLE TRAYS, (000X0) MAST , RUBBER MAT

DRAWN BY
JK

MATERIAL
STEEL

DWG. PURPOSE
INST

DATE
04/22/20

FINISH
HDG

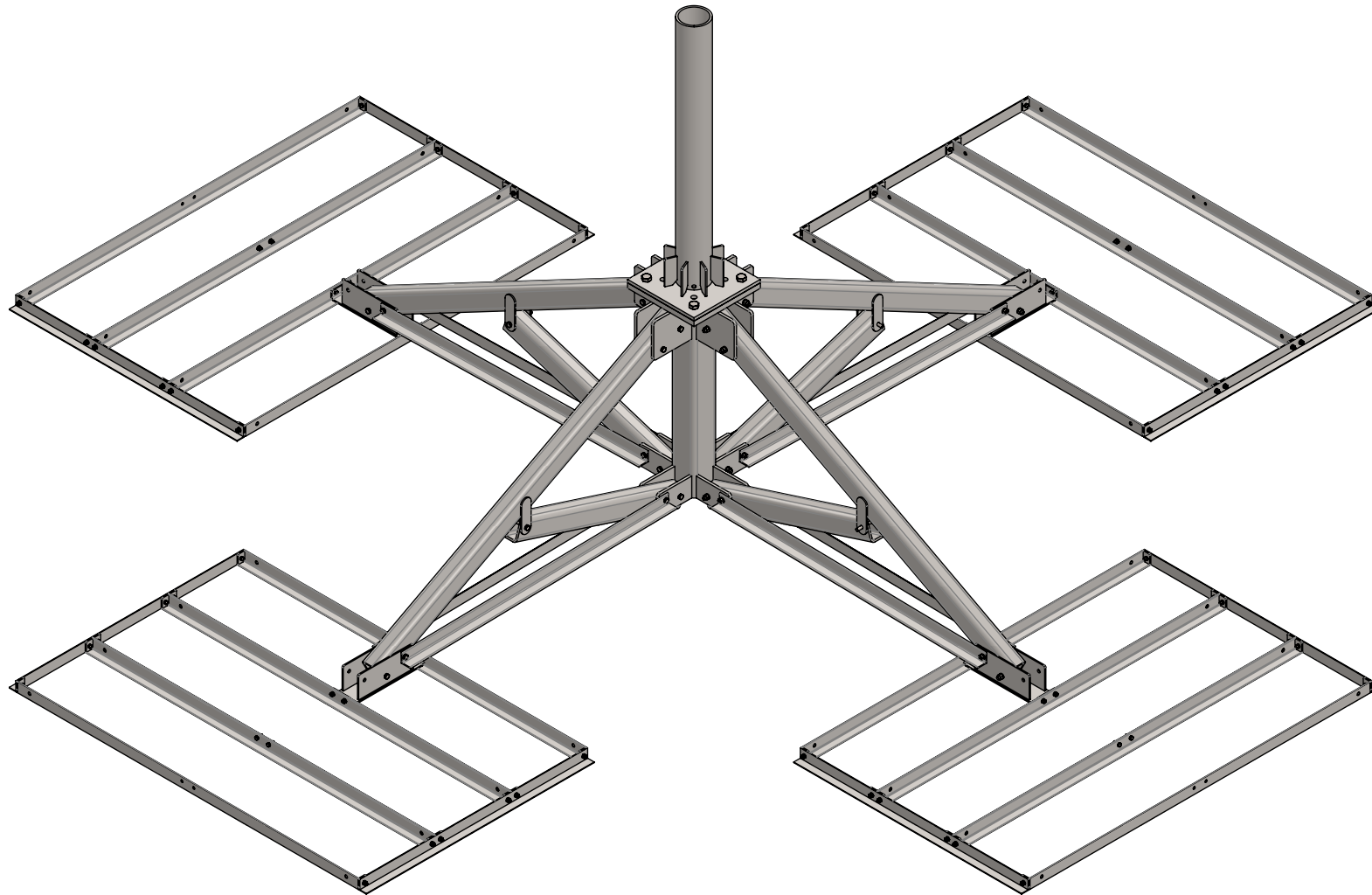
SHEET
3

SCALE
-

PART. NO.
PXE-T-(000X0)-RP

DWG. NO.
PXE-T-(000X)-RP ASSY INST

PART NO.	MAST DIAMETER	WEIGHT
PXE-T-550X4	5.50"OD	1316 lbs.



PROPRIETARY AND CONFIDENTIAL
 THE INFORMATION CONTAINED IN THIS DRAWING IS THE SOLE PROPERTY OF BAIRD SUPPORTING SYSTEMS. ANY REPRODUCTION IN PART OR AS A WHOLE WITHOUT THE WRITTEN PERMISSION OF BAIRD SUPPORTING SYSTEMS IS PROHIBITED.



WWW.BAIRDMOUNTS.COM

UNLESS OTHERWISE SPECIFIED:
 DIMENSIONS ARE IN INCHES
 TOLERANCES:
 FRACTIONAL ±
 ANGULAR: MACH ± BEND ±
 TWO PLACE DECIMAL ±
 THREE PLACE DECIMAL ±

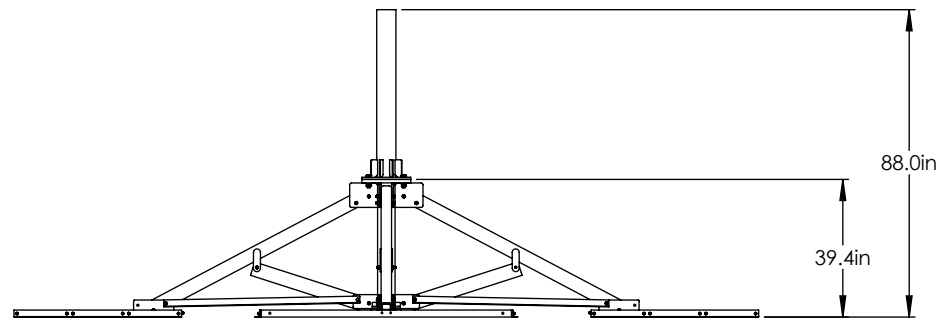
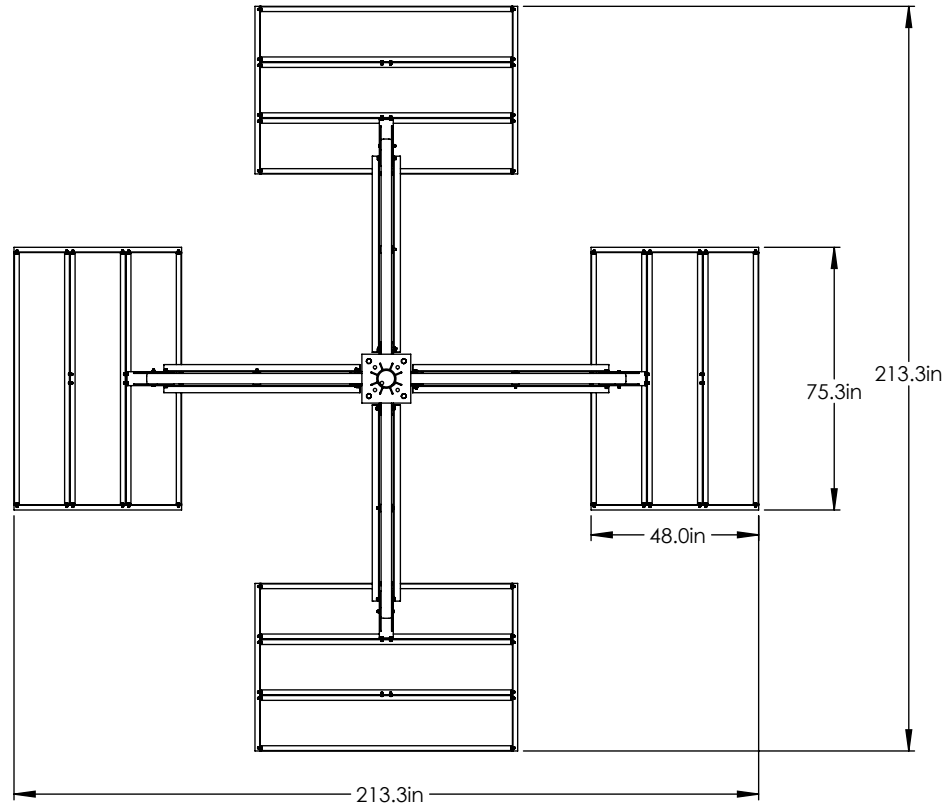
DO NOT SCALE DRAWING

BAIRD MOUNTING SYSTEMS

WATERLOO, IA 50703
 PHONE: 319-233-3561
 SALES@BAIRDMOUNTS.COM

TITLE:
 PXL-2EHD, TRIPLE TRAY, 5.50"ODx4' MAST

DRAWN BY JK	DATE 01/10/2021
MATERIAL STEEL	FINISH HDG
DWG. PURPOSE CUSTOMER	SHEET 1OF2
PART. NO. SEE TABLE	SCALE -
DWG. NO. PXE-T-550X4	



PROPRIETARY AND CONFIDENTIAL
 THE INFORMATION CONTAINED IN THIS DRAWING IS THE SOLE PROPERTY OF BAIRD SUPPORTING SYSTEMS. ANY REPRODUCTION IN PART OR AS A WHOLE WITHOUT THE WRITTEN PERMISSION OF BAIRD SUPPORTING SYSTEMS IS PROHIBITED.



WWW.BAIRD MOUNTS.COM

UNLESS OTHERWISE SPECIFIED:
 DIMENSIONS ARE IN INCHES
 TOLERANCES:
 FRACTIONAL ±
 ANGULAR: MACH ± BEND ±
 TWO PLACE DECIMAL ±
 THREE PLACE DECIMAL ±

DO NOT SCALE DRAWING

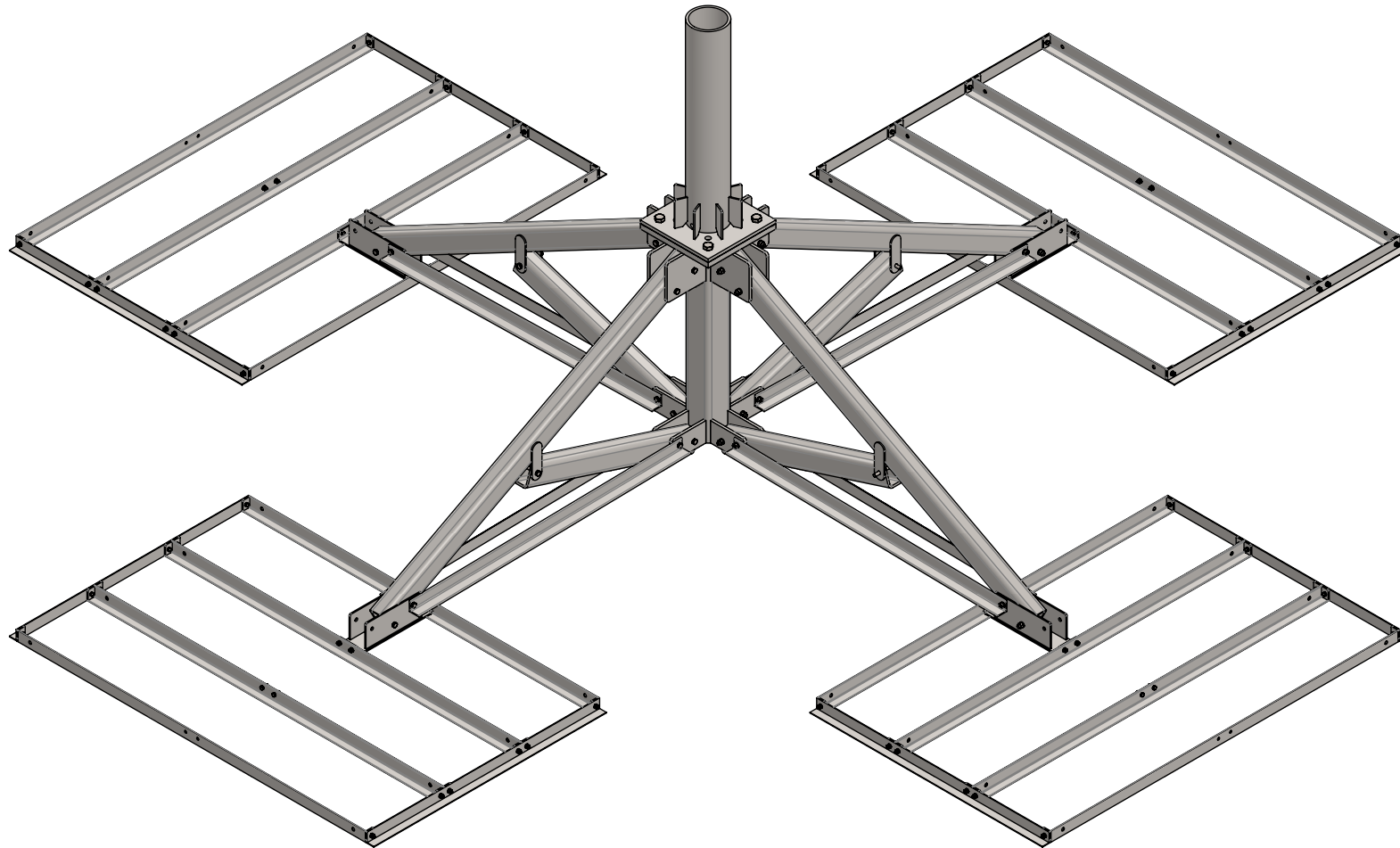
BAIRD MOUNTING SYSTEMS

WATERLOO, IA 50703
 PHONE: 319-233-3561
 SALES@BAIRDMOUNTS.COM

TITLE:
 PXL-2EHD, TRIPLE TRAY, 5.50"OD x4' MAST

DRAWN BY JK	DATE 01/10/21	
MATERIAL STEEL	FINISH HDG	
DWG. PURPOSE CUSTOMER	SHEET 2OF2	SCALE -
PART. NO. SEE TABLE- SHEET 1		
DWG. NO. PXE-T-550X4		

PART NO.	MAST DIAMETER	WEIGHT
PXE-T-6628X3	6.62"OD	1320 lbs.



PROPRIETARY AND CONFIDENTIAL
 THE INFORMATION CONTAINED IN THIS DRAWING IS THE SOLE PROPERTY OF BAIRD SUPPORTING SYSTEMS. ANY REPRODUCTION IN PART OR AS A WHOLE WITHOUT THE WRITTEN PERMISSION OF BAIRD SUPPORTING SYSTEMS IS PROHIBITED.



WWW.BAIRD MOUNTS.COM

UNLESS OTHERWISE SPECIFIED:
 DIMENSIONS ARE IN INCHES
 TOLERANCES:
 FRACTIONAL ±
 ANGULAR: MACH ± BEND ±
 TWO PLACE DECIMAL ±
 THREE PLACE DECIMAL ±

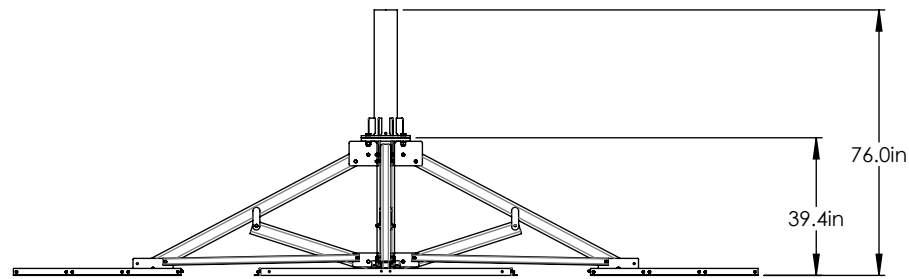
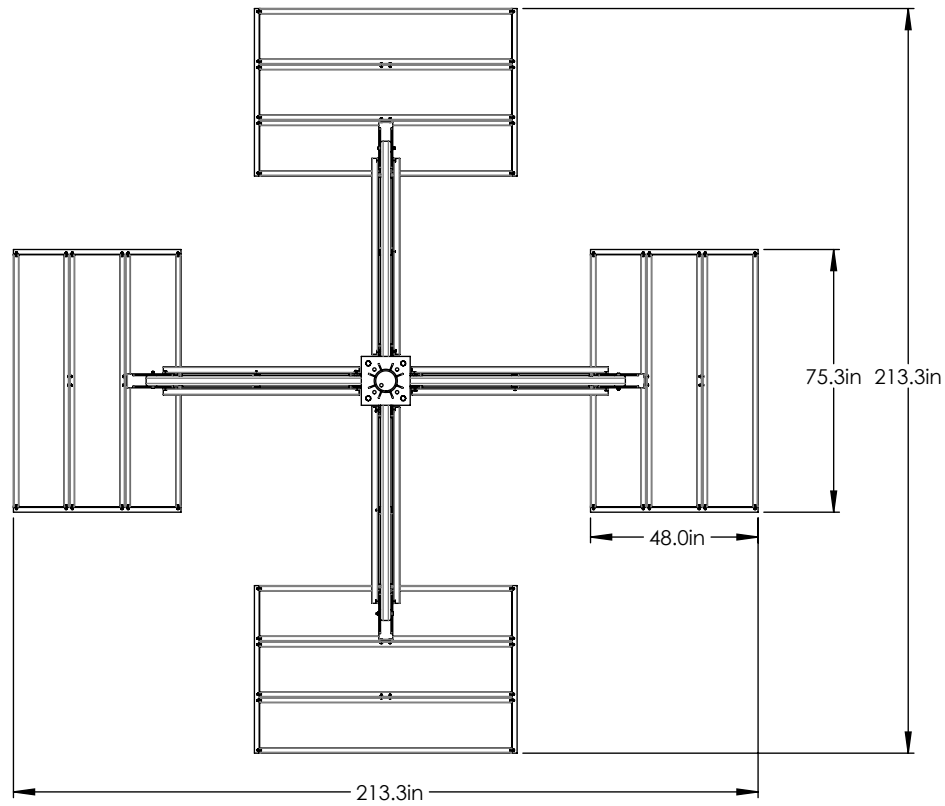
DO NOT SCALE DRAWING

BAIRD MOUNTING SYSTEMS

WATERLOO, IA 50703
 PHONE: 319-233-3561
 SALES@BAIRD MOUNTS.COM

TITLE:
 PXL-2EHD, TRIPLE TRAY, 6.62"OD(S8)x3' MAST

DRAWN BY JK	DATE 01/10/2021	
MATERIAL STEEL	FINISH HDG	
DWG. PURPOSE CUSTOMER	SHEET 1OF2	SCALE -
PART. NO. SEE TABLE		
DWG. NO. PXE-T-6628X3		



PROPRIETARY AND CONFIDENTIAL
 THE INFORMATION CONTAINED IN THIS DRAWING IS THE SOLE PROPERTY OF BAIRD SUPPORTING SYSTEMS. ANY REPRODUCTION IN PART OR AS A WHOLE WITHOUT THE WRITTEN PERMISSION OF BAIRD SUPPORTING SYSTEMS IS PROHIBITED.



WWW.BAIRD MOUNTS.COM

UNLESS OTHERWISE SPECIFIED:
 DIMENSIONS ARE IN INCHES
 TOLERANCES:
 FRACTIONAL ±
 ANGULAR: MACH ± BEND ±
 TWO PLACE DECIMAL ±
 THREE PLACE DECIMAL ±

DO NOT SCALE DRAWING

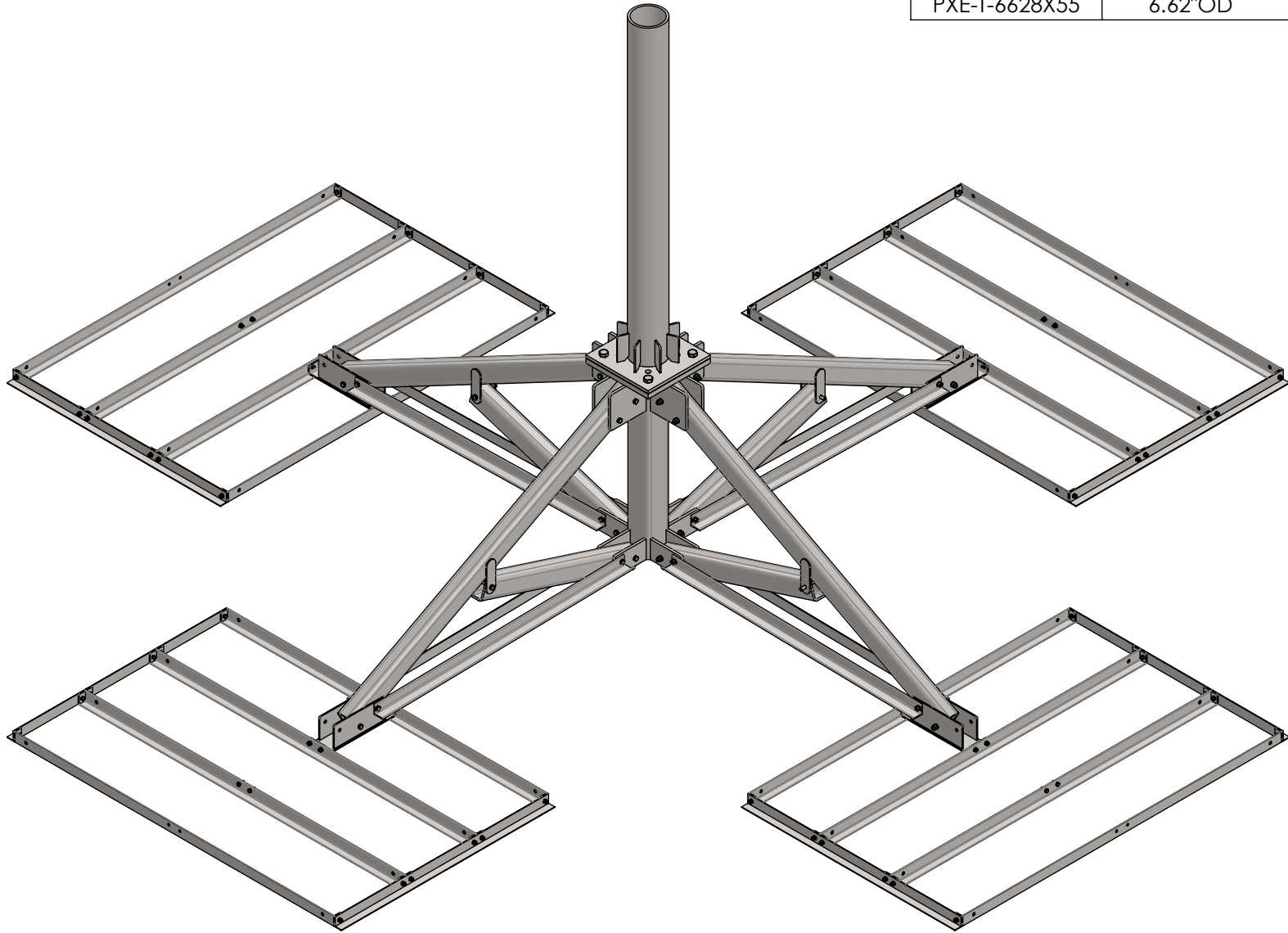
BAIRD MOUNTING SYSTEMS

WATERLOO, IA 50703
 PHONE: 319-233-3561
 SALES@BAIRD MOUNTS.COM

TITLE:
 PXL-2EHD, TRIPLE TRAY, 6.62"OD(S8)x3' MAST

DRAWN BY JK	DATE 01/10/21	
MATERIAL STEEL	FINISH HDG	
DWG. PURPOSE CUSTOMER	SHEET 2OF2	SCALE -
PART. NO. SEE TABLE- SHEET 1		
DWG. NO. PXE-T-6628X3		

PART NO.	MAST DIAMETER	WEIGHT
PXE-T-6628X55	6.62"OD	1393 lbs.



PROPRIETARY AND CONFIDENTIAL
 THE INFORMATION CONTAINED IN THIS DRAWING IS THE SOLE PROPERTY OF BAIRD SUPPORTING SYSTEMS. ANY REPRODUCTION IN PART OR AS A WHOLE WITHOUT THE WRITTEN PERMISSION OF BAIRD SUPPORTING SYSTEMS IS PROHIBITED.



WWW.BAIRD MOUNTS.COM

UNLESS OTHERWISE SPECIFIED:
 DIMENSIONS ARE IN INCHES
 TOLERANCES:
 FRACTIONAL ±
 ANGULAR: MACH ± BEND ±
 TWO PLACE DECIMAL ±
 THREE PLACE DECIMAL ±

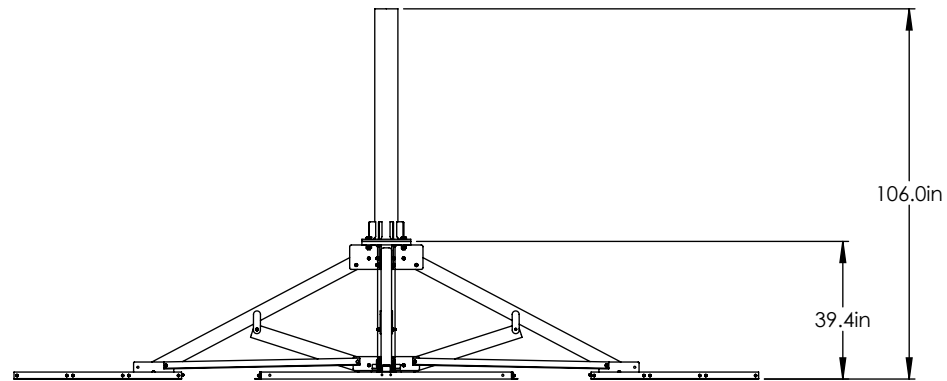
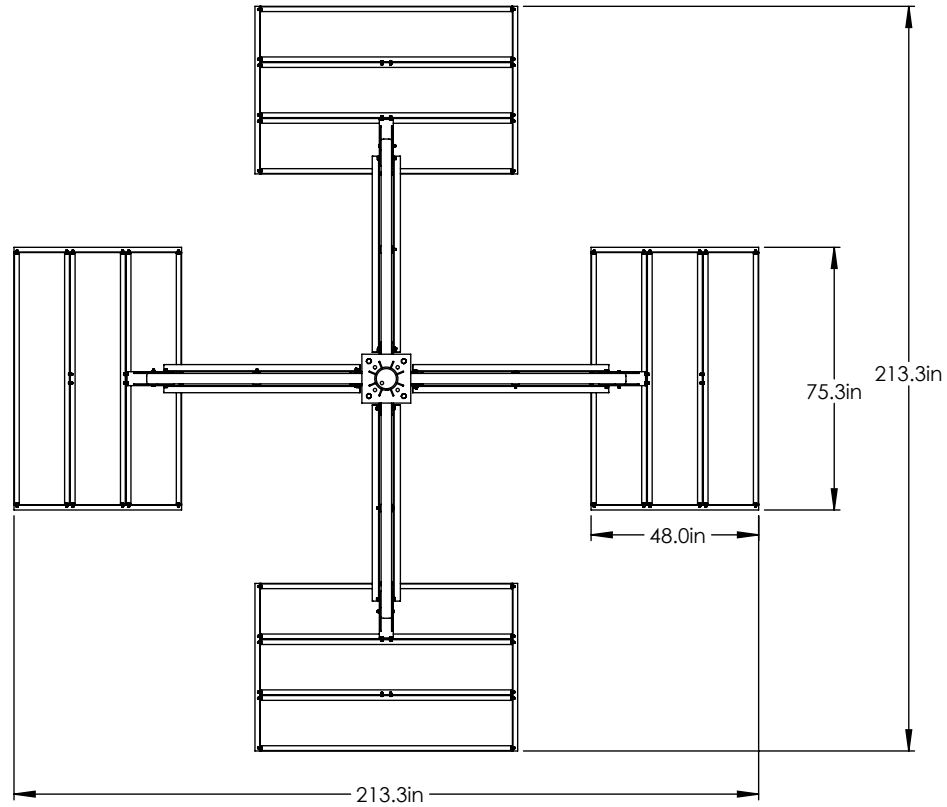
DO NOT SCALE DRAWING

BAIRD MOUNTING SYSTEMS

WATERLOO, IA 50703
 PHONE: 319-233-3561
 SALES@BAIRD MOUNTS.COM

TITLE:
 PXL-2EHD, TRIPLE TRAY, 6.62"OD(S8)x5.5' MAST

DRAWN BY JK	DATE 01/10/2021	
MATERIAL STEEL	FINISH HDG	
DWG. PURPOSE CUSTOMER	SHEET 1OF2	SCALE -
PART. NO. SEE TABLE		
DWG. NO. PXE-T-6628X55		



PROPRIETARY AND CONFIDENTIAL
 THE INFORMATION CONTAINED IN THIS DRAWING IS THE SOLE PROPERTY OF BAIRD SUPPORTING SYSTEMS. ANY REPRODUCTION IN PART OR AS A WHOLE WITHOUT THE WRITTEN PERMISSION OF BAIRD SUPPORTING SYSTEMS IS PROHIBITED.



WWW.BAIRD MOUNTS.COM

UNLESS OTHERWISE SPECIFIED:
 DIMENSIONS ARE IN INCHES
 TOLERANCES:
 FRACTIONAL ±
 ANGULAR: MACH ± BEND ±
 TWO PLACE DECIMAL ±
 THREE PLACE DECIMAL ±

DO NOT SCALE DRAWING

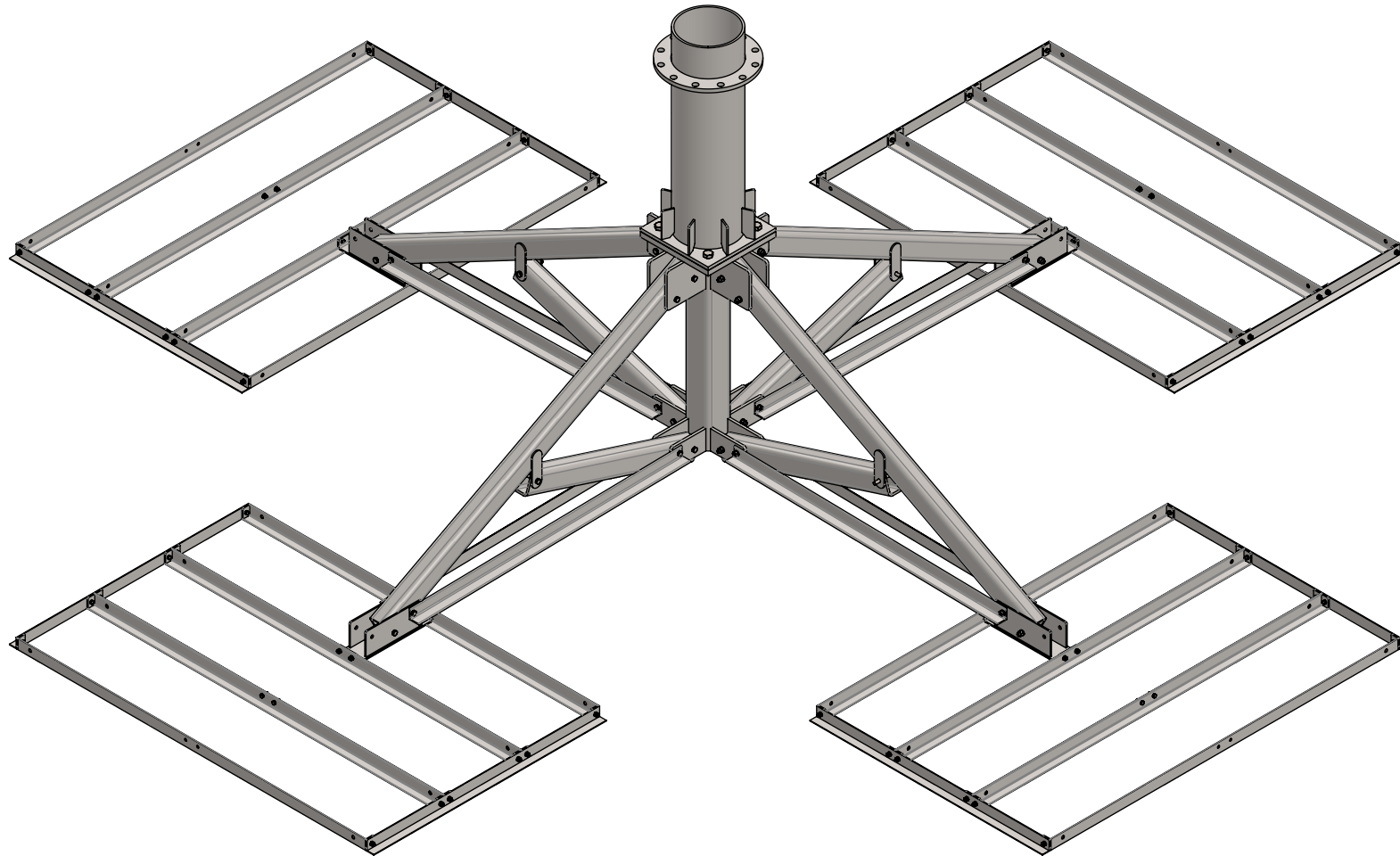
BAIRD MOUNTING SYSTEMS

WATERLOO, IA 50703
 PHONE: 319-233-3561
 SALES@BAIRDMOUNTS.COM

TITLE:
 PXL-2EHD, TRIPLE TRAY, 6.62"OD(S8)x5.5' MAST

DRAWN BY JK	DATE 01/10/21	
MATERIAL STEEL	FINISH HDG	
DWG. PURPOSE CUSTOMER	SHEET 2OF2	SCALE -
PART. NO. SEE TABLE- SHEET 1		
DWG. NO. PXE-T-6628X55		

PART NO.	MAST DIAMETER	WEIGHT
PXE-T-1075X3	10.75"OD	1380 lbs.



PROPRIETARY AND CONFIDENTIAL
 THE INFORMATION CONTAINED IN THIS DRAWING IS THE SOLE PROPERTY OF BAIRD SUPPORTING SYSTEMS. ANY REPRODUCTION IN PART OR AS A WHOLE WITHOUT THE WRITTEN PERMISSION OF BAIRD SUPPORTING SYSTEMS IS PROHIBITED.



WWW.BAIRD MOUNTS.COM

UNLESS OTHERWISE SPECIFIED:
 DIMENSIONS ARE IN INCHES
 TOLERANCES:
 FRACTIONAL ±
 ANGULAR: MACH ± BEND ±
 TWO PLACE DECIMAL ±
 THREE PLACE DECIMAL ±

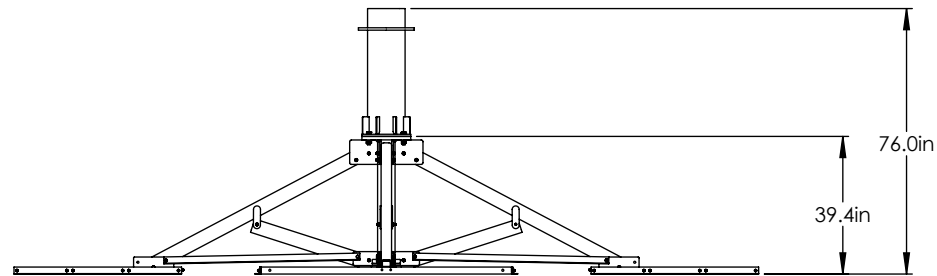
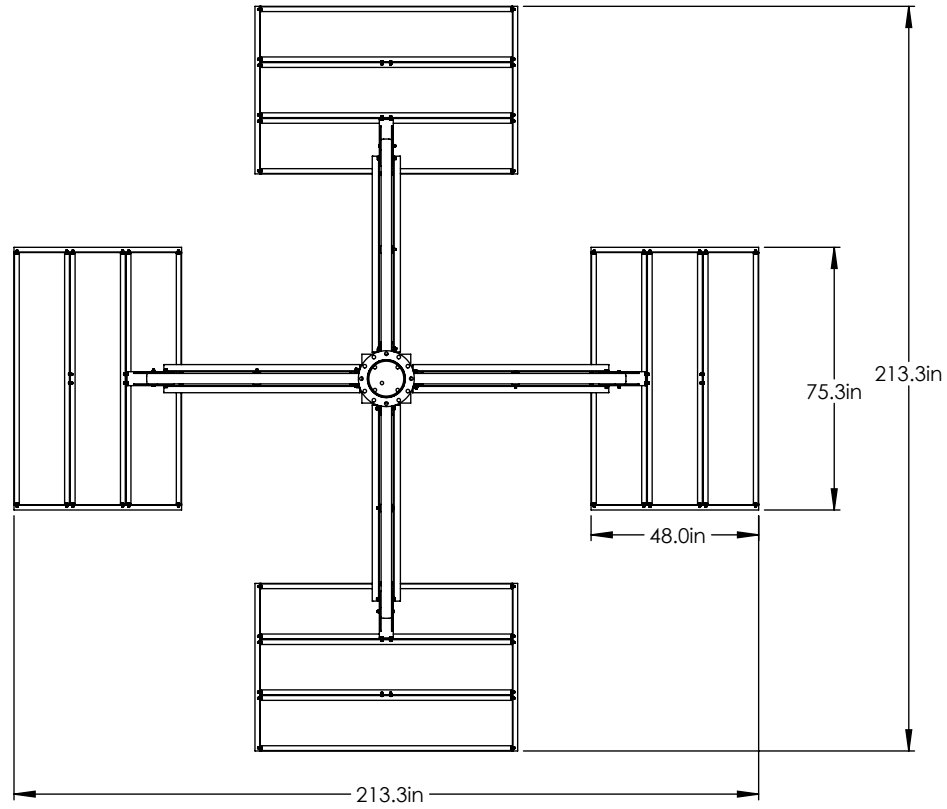
DO NOT SCALE DRAWING

BAIRD MOUNTING SYSTEMS

WATERLOO, IA 50703
 PHONE: 319-233-3561
 SALES@BAIRD MOUNTS.COM

TITLE:
 PXL-2EHD, TRIPLE TRAY, 10.75"ODx3' MAST

DRAWN BY JK	DATE 01/10/2021	
MATERIAL STEEL	FINISH HDG	
DWG. PURPOSE CUSTOMER	SHEET 1OF2	SCALE -
PART. NO. SEE TABLE		
DWG. NO. PXE-T-1075X3		



PROPRIETARY AND CONFIDENTIAL
 THE INFORMATION CONTAINED IN THIS DRAWING IS THE SOLE PROPERTY OF BAIRD SUPPORTING SYSTEMS. ANY REPRODUCTION IN PART OR AS A WHOLE WITHOUT THE WRITTEN PERMISSION OF BAIRD SUPPORTING SYSTEMS IS PROHIBITED.



WWW.BAIRD MOUNTS.COM

UNLESS OTHERWISE SPECIFIED:
 DIMENSIONS ARE IN INCHES
 TOLERANCES:
 FRACTIONAL ±
 ANGULAR: MACH ± BEND ±
 TWO PLACE DECIMAL ±
 THREE PLACE DECIMAL ±

DO NOT SCALE DRAWING

BAIRD MOUNTING SYSTEMS

WATERLOO, IA 50703
 PHONE: 319-233-3561
 SALES@BAIRD MOUNTS.COM

TITLE:
 PXL-2EHD, TRIPLE TRAY, 10.75"OD x3' MAST

DRAWN BY JK	DATE 01/10/21	
MATERIAL STEEL	FINISH HDG	
DWG. PURPOSE CUSTOMER	SHEET 2OF2	SCALE -
PART. NO. SEE TABLE- SHEET 1		
DWG. NO. PXE-T-1075X3		