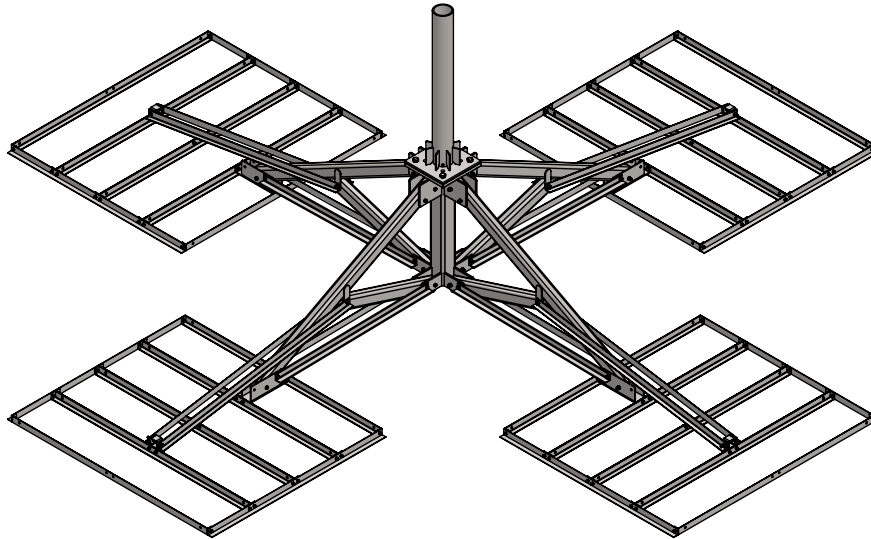


PXE-Q-(000X0)-RP



SYM	PART#	DESCRIPTION	QTY.
1	AB1515H2(14-1)HD	PXL-2EHD BASE ASS'Y, HDG	1
2	AS REQ'D	X.XX"OD x X' MAST w/14" PLT, HDG	1
3	AB1516H2HD	PXL-2EHD ARM ASS'Y, HDG	4
4	AB1145H2HD	PXL-2EHD BRACE TUBE, HDG	4
5	AB1527HD	PXE/AFCH FOOT ASS'Y, HDG	4
6	AB1519HD	PXE BRACE ANGLE(56.18"), HDG	8
7	AB1119BHD	6' BALLAST ANGLE, HDG	32
8	AB1098HD	QUAD TRAY SIDE PAD (64"), HDG	8
9	AB1148HD	STABILIZER BRACKET, HDG	4
10	B1147-C1HD	STABILIZER ANGLE, HDG	8
11	H1-0875-300	7/8"x 3" BOLT GR.8, Z/P	4
12	H4-0875LW	7/8" SPLIT LOCKWASHER, Z/P	4
13	H2-0875HN	7/8" NUT, Z/P	4
14	H1-0500-500	1/2" x 5" BOLT GR.5, Z/P	28
15	H4-0500LW	1/2" SPLIT LOCKWASHER, Z/P	32
16	H2-0500HN	1/2" NUT, Z/P	32
17	H1-0500-450	1/2" x 4-1/2" BOLT GR.5, Z/P	4
18	H2-0625HN	5/8" NUT, Z/P (USED AS SPACER)	2
19	H1-0375-100	3/8" x 1" BOLT GR.5, Z/P	96
20	H4-0375LW	3/8" SPLIT LOCKWASHER, Z/P	96
21	H2-0375HN	3/8" NUT, Z/P	96
		RUBBER PAD 32"x77"	8
		PALLET	1

HDWE-BT
QTY.6

PROPRIETARY AND CONFIDENTIAL

THE INFORMATION CONTAINED IN THIS DRAWING IS THE SOLE PROPERTY OF BAIRD SUPPORTING SYSTEMS. ANY REPRODUCTION IN PART OR AS A WHOLE WITHOUT THE WRITTEN PERMISSION OF BAIRD SUPPORTING SYSTEMS IS PROHIBITED.



WWW.BAIRD MOUNTS.COM

UNLESS OTHERWISE SPECIFIED:

DIMENSIONS ARE IN INCHES
TOLERANCES:
FRACTIONAL ±
ANGULAR: MACH ± BEND ±
TWO PLACE DECIMAL ±
THREE PLACE DECIMAL ±

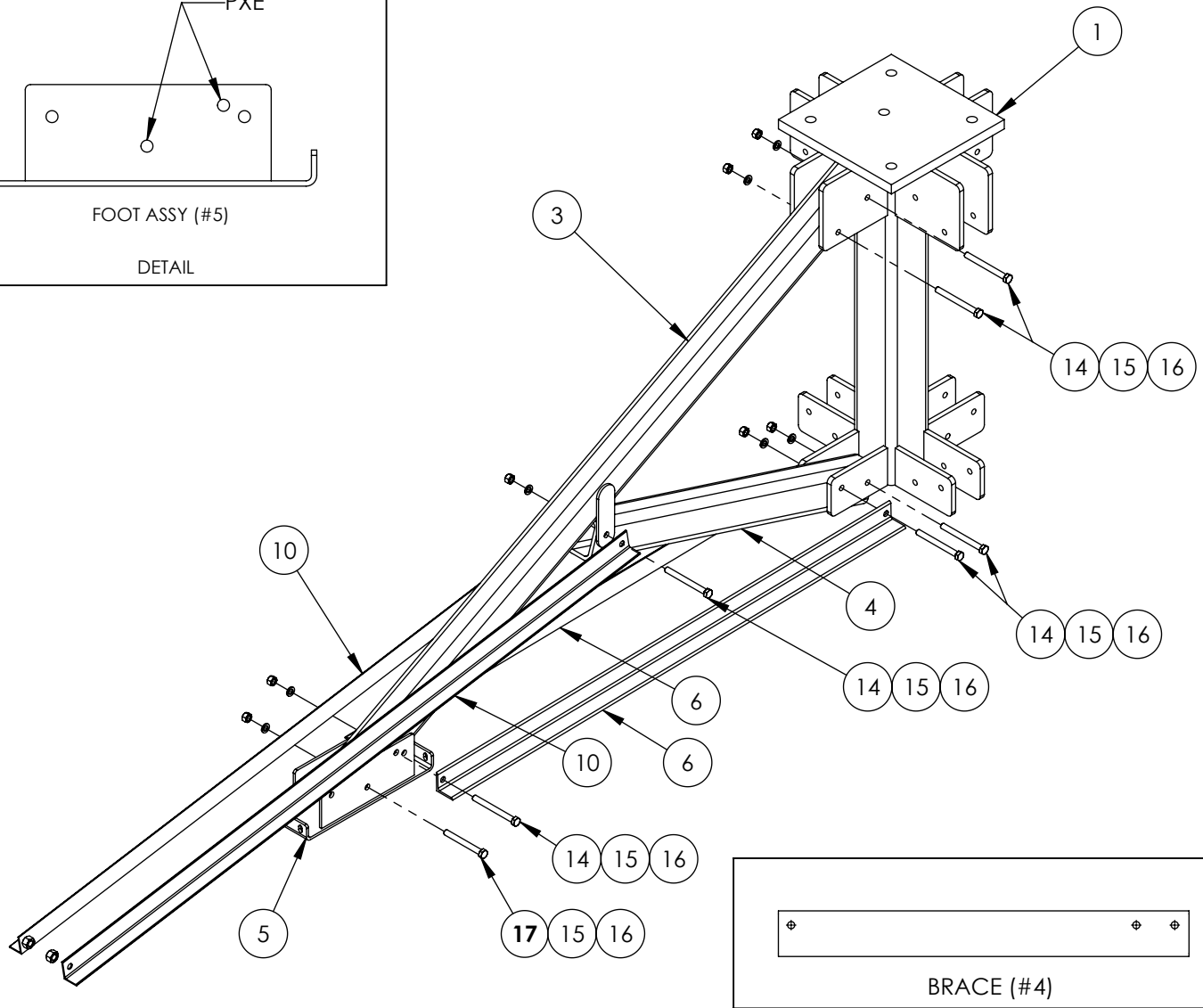
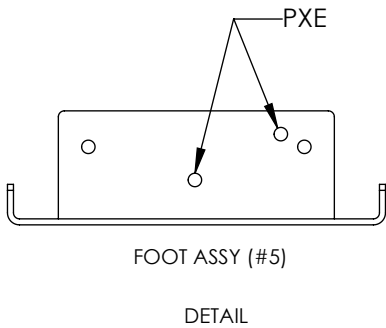
DO NOT SCALE DRAWING

BAIRD MOUNTING SYSTEMS

WATERLOO, IA 50703
PHONE: 319-233-3561
SALES@BAIRDMOUNTS.COM

TITLE:
PXL-2EHD, QUAD TRAY, MAST, RUBBER PAD

DRAWN BY JK	DATE 09/01/22
MATERIAL STEEL	FINISH HDG
DWG. PURPOSE INST	SHEET 1
	SCALE -
PART. NO. PXE-Q-(000X0)-RP	
DWG. NO. PXE-Q-(000X0)-RP ASSY INST	



LOCATE A 72" ARM ASS'Y(#3). WITH THE TABS POINTING DOWNWARD AND AWAY FROM THE BASE, ATTACH TO THE UPPER FINS WITH TWO 1/2"x5" BOLTS(#14), LOCKWASHERS & NUTS. (DO NOT TIGHTEN ANY HARDWARE UNTIL THE ASSEMBLY IS COMPLETE AND MOUNT IS IN ITS FINAL POSITION.)

NEXT, ATTACH THE 36" BRACE TUBE(#4) AND THE BRACE ANGLES(#6) TO THE LOWER FINS WITH TWO 1/2"x5" BOLTS(#14), LOCKWASHERS & NUTS, AS SHOWN IN THE ABOVE DIAGRAM. NEXT, ATTACH THE OTHER END OF THE BRACE TUBE TO THE TABS ON THE 72" ARM(#3) USING ONE 1/2"x5" BOLT(#14), LOCKWASHER & NUT. NOTE, THE SINGLE HOLE ON THE BRACE TUBE SHOULD BE TOWARDS THE TOP OF THE TUBE.

ATTACH THE FOOT (#5) TO THE END OF THE PXL2EHD ARM, USING ONE 1/2"x4-1/2" BOLT(#17), ONE 1/2"x5" BOLT(#14), LOCKWASHERS AND NUTS. ONE BOLT WILL ALSO SECURE THE END OF THE BRACE ANGLES(#6). SEE ABOVE DIAGRAM.

REPEAT THE PREVIOUS STEPS FOR THE THREE REMAINING SIDES. DO NOT TIGHTEN HARDWARE UNTIL COMPLETE MOUNT IS ASSEMBLED AND PLACED IN ITS FINAL LOCATION.

PROPRIETARY AND CONFIDENTIAL

THE INFORMATION CONTAINED IN THIS DRAWING IS THE SOLE PROPERTY OF BAIRD SUPPORTING SYSTEMS. ANY REPRODUCTION IN PART OR AS A WHOLE WITHOUT THE WRITTEN PERMISSION OF BAIRD SUPPORTING SYSTEMS IS PROHIBITED.



WWW.BAIRD MOUNTS.COM

UNLESS OTHERWISE SPECIFIED:

DIMENSIONS ARE IN INCHES
TOLERANCES:
FRACTIONAL ±
ANGULAR: MACH ± BEND ±
TWO PLACE DECIMAL ±
THREE PLACE DECIMAL ±

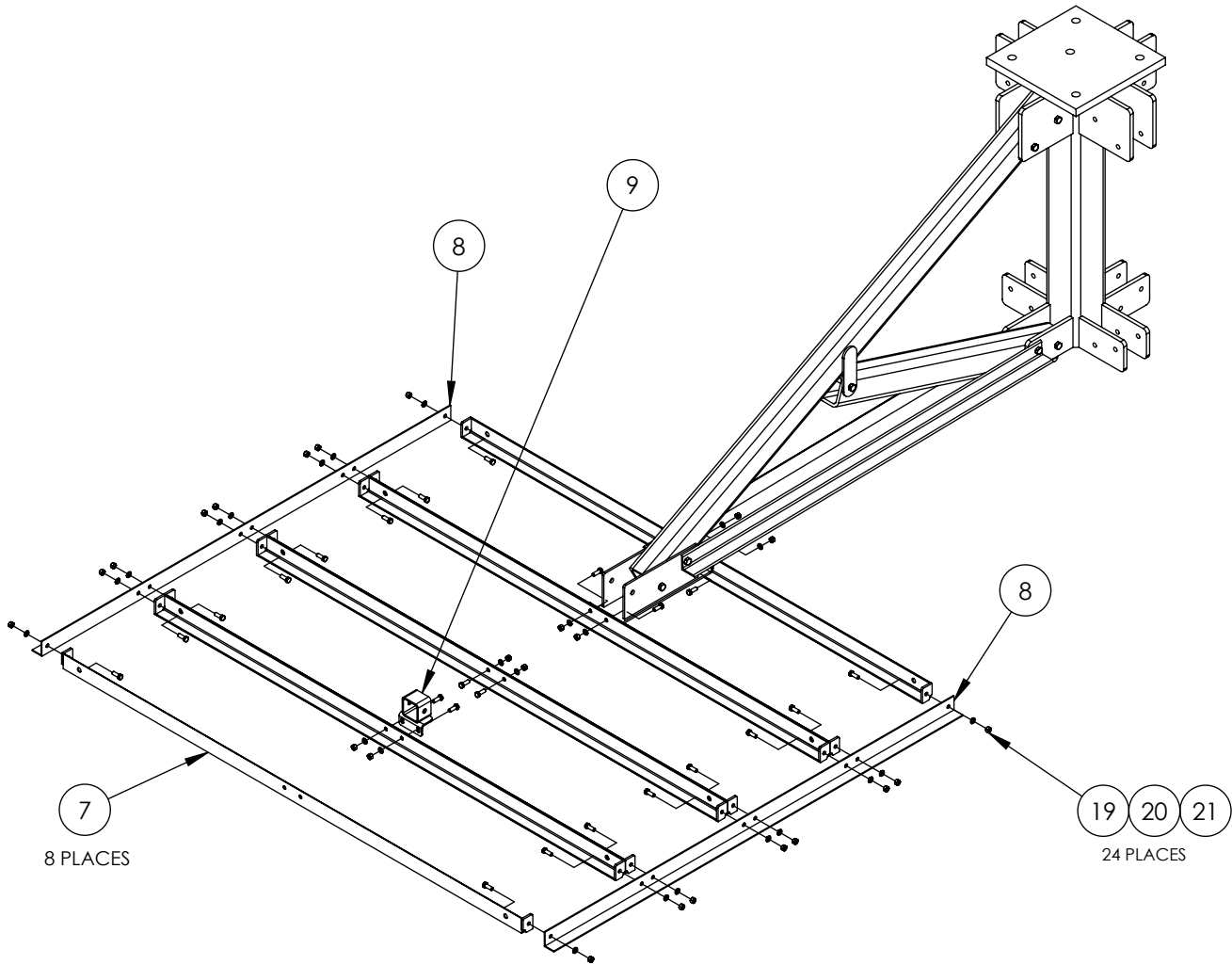
DO NOT SCALE DRAWING

BAIRD MOUNTING SYSTEMS

WATERLOO, IA 50703
PHONE: 319-233-3561
SALES@BAIRDMOUNTS.COM

TITLE:
PXL-2EHD, QUAD TRAY, MAST, RUBBER PAD

DRAWN BY JK	DATE 09/01/22
MATERIAL STEEL	FINISH HDG
DWG. PURPOSE INST	SHEET 2
PART. NO. PXE-Q-(000X0)-RP	SCALE -
DWG. NO. PXE-Q-(000X0)-RP ASSY INST	



ASSEMBLE A BALLAST TRAY AND ATTACH TO THE FOOT ASSY, AS SHOWN ABOVE. USE EIGHT 6' BALLAST ANGLES (#7), TWO QUAD TRAY SIDE PADS (#8) AND TWENTY-FOUR 3/8"x1" BOLTS, LOCKWASHERS & NUTS. SEE THE DRAWING SHOWN ABOVE. REPEAT FOR THE REMAINING THREE LEGS.

PROPRIETARY AND CONFIDENTIAL

THE INFORMATION CONTAINED IN THIS DRAWING IS THE SOLE PROPERTY OF BAIRD SUPPORTING SYSTEMS. ANY REPRODUCTION IN PART OR AS A WHOLE WITHOUT THE WRITTEN PERMISSION OF BAIRD SUPPORTING SYSTEMS IS PROHIBITED.



WWW.BAIRD MOUNTS.COM

UNLESS OTHERWISE SPECIFIED:

DIMENSIONS ARE IN INCHES
 TOLERANCES:
 FRACTIONAL ±
 ANGULAR: MACH ± BEND ±
 TWO PLACE DECIMAL ±
 THREE PLACE DECIMAL ±

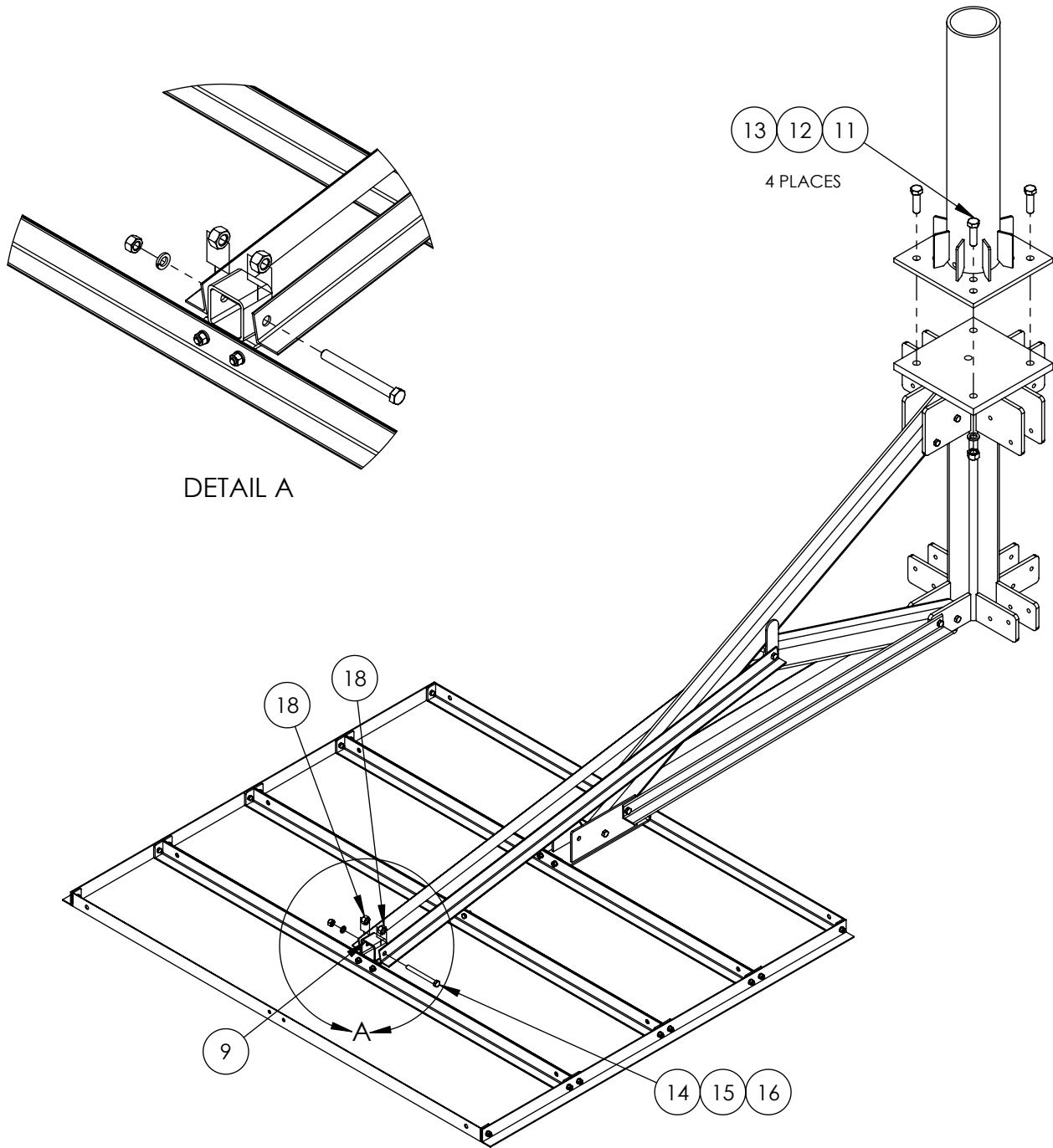
DO NOT SCALE DRAWING

BAIRD MOUNTING SYSTEMS

WATERLOO, IA 50703
 PHONE: 319-233-3561
 SALES@BAIRD MOUNTS.COM

TITLE:
 PXL-2EHD, QUAD TRAY, MAST, RUBBER PAD

DRAWN BY JK	DATE 09/01/22	
MATERIAL STEEL	FINISH HDG	
DWG. PURPOSE INST	SHEET 3	SCALE -
PART. NO. PXE-Q-(000X0)-RP		
DWG. NO. PXE-Q-(000X0)-RP ASSY INST		



DETAIL A

13 12 11
4 PLACES

ATTACH THE STABILIZER ANGLES (#10) TO THE MOUNTING BRACKET (#9) WITH A 1/2"x5" BOLT, LOCKWASHER AND NUT (#14, #15, #16). USE TWO 5/8" NUTS (#18) AS SPACERS BETWEEN STABILIZER MOUNTING BLOCK (#9) AND EACH OF THE STABILIZER ANGLES (#10)

ATTACH THE MAST TO THE BASE USING FOUR 7/8"x2" BOLTS, LOCKWASHERS AND NUTS (#11, #12, #13)

PROPRIETARY AND CONFIDENTIAL

THE INFORMATION CONTAINED IN THIS DRAWING IS THE SOLE PROPERTY OF BAIRD SUPPORTING SYSTEMS. ANY REPRODUCTION IN PART OR AS A WHOLE WITHOUT THE WRITTEN PERMISSION OF BAIRD SUPPORTING SYSTEMS IS PROHIBITED.



WWW.BAIRD MOUNTS.COM

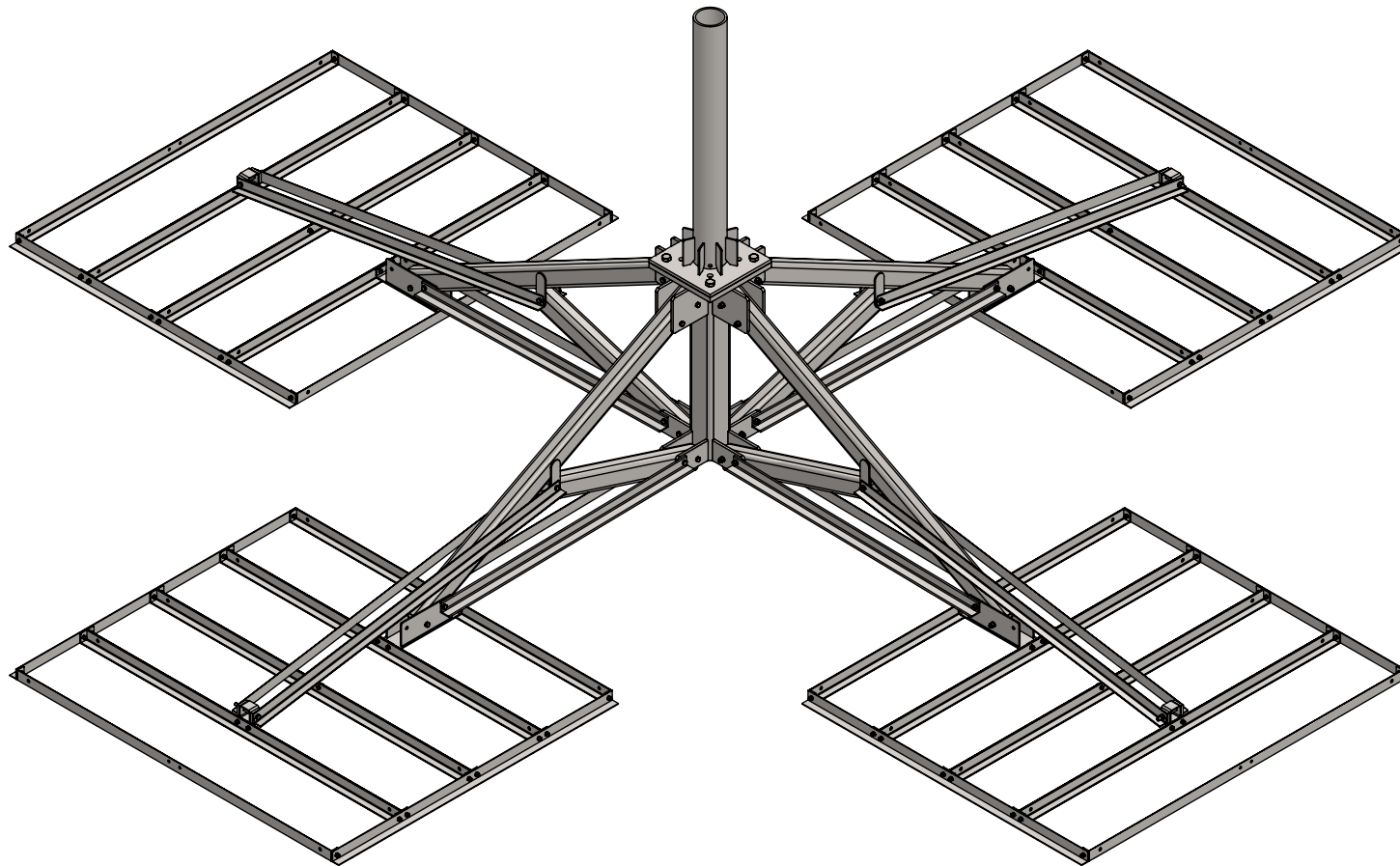
UNLESS OTHERWISE SPECIFIED:
DIMENSIONS ARE IN INCHES
TOLERANCES:
FRACTIONAL ±
ANGULAR: MACH ± BEND ±
TWO PLACE DECIMAL ±
THREE PLACE DECIMAL ±
DO NOT SCALE DRAWING

BAIRD MOUNTING SYSTEMS
WATERLOO, IA 50703
PHONE: 319-233-3561
SALES@BAIRDMOUNTS.COM

TITLE:
PXL-2EHD, QUAD TRAY, MAST, RUBBER PAD

DRAWN BY JK	DATE 09/01/2022
MATERIAL STEEL	FINISH HDG
DWG. PURPOSE INST	SHEET 4
PART. NO. PXE-Q-(000X0)-RP	SCALE -
DWG. NO. PXE-Q-(000X0)-RP ASSY INST	

PART NO.	MAST DIAMETER	WEIGHT
PXE-Q-550X4	5.50'OD	1487 lbs.



PROPRIETARY AND CONFIDENTIAL
 THE INFORMATION CONTAINED IN THIS DRAWING IS THE SOLE PROPERTY OF BAIRD SUPPORTING SYSTEMS. ANY REPRODUCTION IN PART OR AS A WHOLE WITHOUT THE WRITTEN PERMISSION OF BAIRD SUPPORTING SYSTEMS IS PROHIBITED.



WWW.BAIRD MOUNTS.COM

UNLESS OTHERWISE SPECIFIED:
 DIMENSIONS ARE IN INCHES
 TOLERANCES:
 FRACTIONAL ±
 ANGULAR: MACH ± BEND ±
 TWO PLACE DECIMAL ±
 THREE PLACE DECIMAL ±

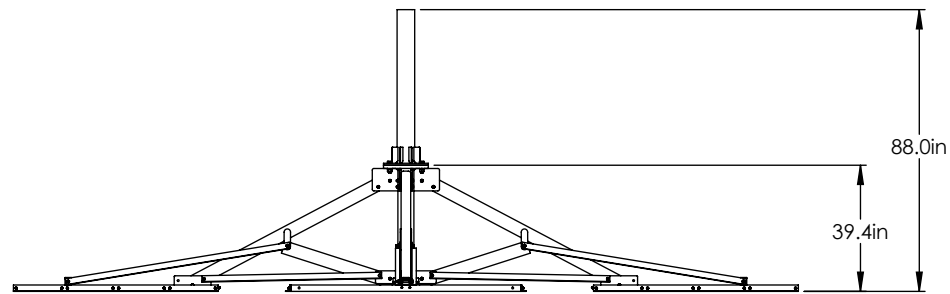
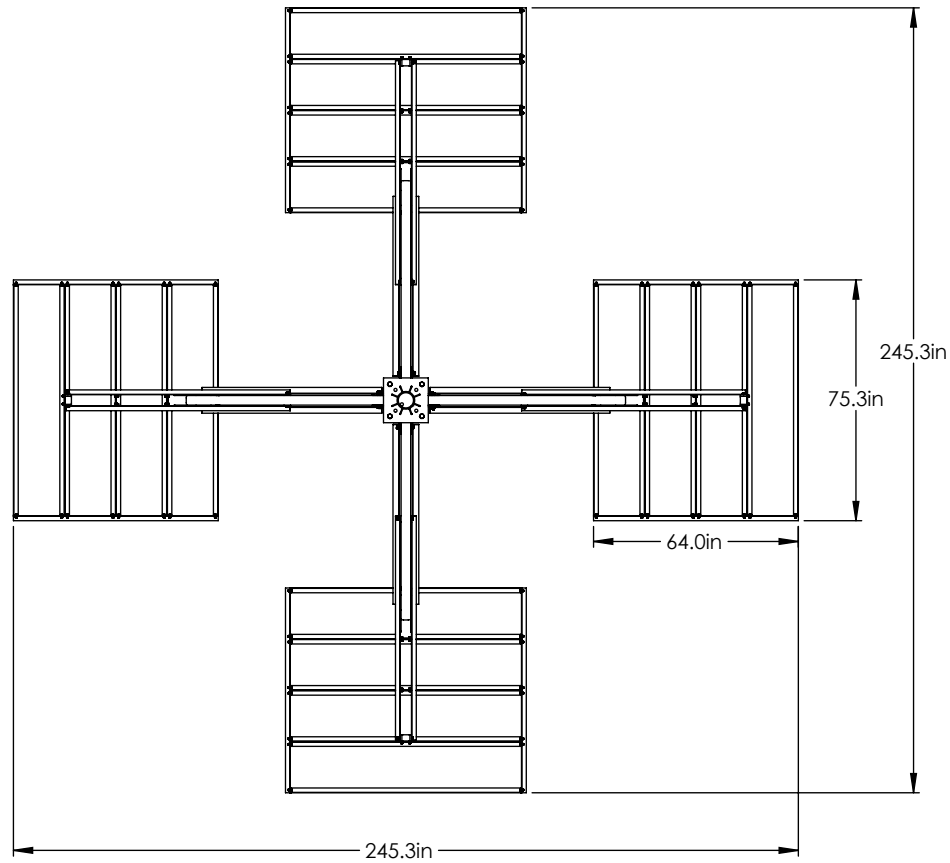
DO NOT SCALE DRAWING

BAIRD MOUNTING SYSTEMS

WATERLOO, IA 50703
 PHONE: 319-233-3561
 SALES@BAIRDMOUNTS.COM

TITLE:
 PXL-2EHD, QUAD TRAY, 5.50'OD(\$8)x4' MAST

DRAWN BY JK	DATE 01/10/2021	
MATERIAL STEEL	FINISH HDG	
DWG. PURPOSE CUSTOMER	SHEET 1OF2	SCALE -
PART. NO. SEE TABLE		
DWG. NO. PXE-Q-550X4		



PROPRIETARY AND CONFIDENTIAL
 THE INFORMATION CONTAINED IN THIS DRAWING IS THE SOLE PROPERTY OF BAIRD SUPPORTING SYSTEMS. ANY REPRODUCTION IN PART OR AS A WHOLE WITHOUT THE WRITTEN PERMISSION OF BAIRD SUPPORTING SYSTEMS IS PROHIBITED.



WWW.BAIRD MOUNTS.COM

UNLESS OTHERWISE SPECIFIED:
 DIMENSIONS ARE IN INCHES
 TOLERANCES:
 FRACTIONAL ±
 TWO PLACE DECIMAL ±
 THREE PLACE DECIMAL ±
 ANGULAR: MACH ± BEND ±

DO NOT SCALE DRAWING

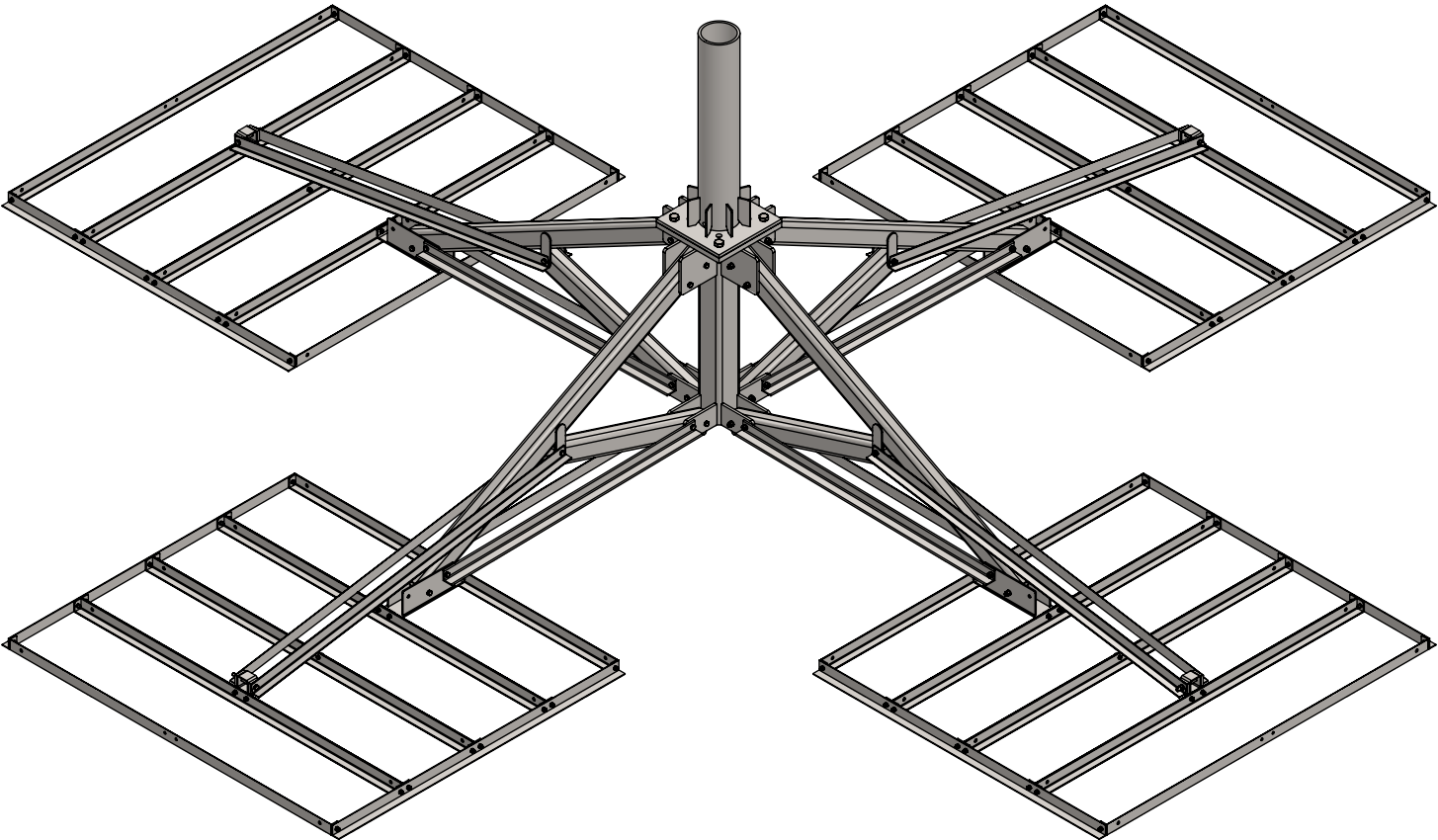
BAIRD MOUNTING SYSTEMS

WATERLOO, IA 50703
 PHONE: 319-233-3561
 SALES@BAIRD MOUNTS.COM

TITLE:
 PXL-2EHD, QUAD TRAY, 5.50'OD(S8)x4' MAST

DRAWN BY JK	DATE 01/10/21	
MATERIAL STEEL	FINISH HDG	
DWG. PURPOSE CUSTOMER	SHEET 2OF2	SCALE -
PART. NO. SEE TABLE- SHEET 1		
DWG. NO. PXE-Q-550X4		

PART NO.	MAST DIAMETER	WEIGHT
PXE-Q-6628X3	6.62'OD	1490 lbs.



PROPRIETARY AND CONFIDENTIAL
 THE INFORMATION CONTAINED IN THIS DRAWING IS THE SOLE PROPERTY OF BAIRD SUPPORTING SYSTEMS. ANY REPRODUCTION IN PART OR AS A WHOLE WITHOUT THE WRITTEN PERMISSION OF BAIRD SUPPORTING SYSTEMS IS PROHIBITED.



WWW.BAIRD MOUNTS.COM

UNLESS OTHERWISE SPECIFIED:
 DIMENSIONS ARE IN INCHES
 TOLERANCES:
 FRACTIONAL ±
 ANGULAR: MACH ± BEND ±
 TWO PLACE DECIMAL ±
 THREE PLACE DECIMAL ±

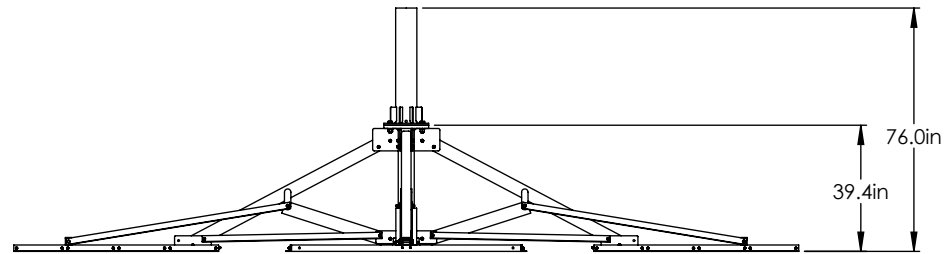
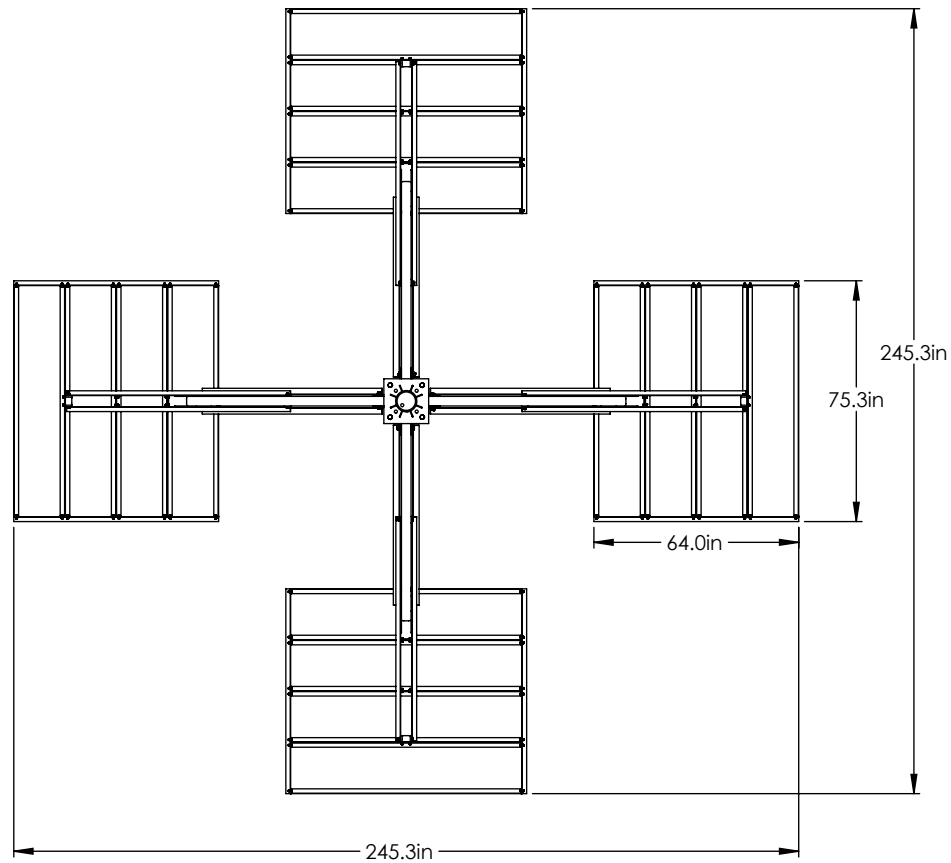
DO NOT SCALE DRAWING

BAIRD MOUNTING SYSTEMS

WATERLOO, IA 50703
 PHONE: 319-233-3561
 SALES@BAIRDMOUNTS.COM

TITLE:
 PXL-2EHD, QUAD TRAY, 6.62'OD(S8)x3' MAST

DRAWN BY JK	DATE 01/10/2021
MATERIAL STEEL	FINISH HDG
DWG. PURPOSE CUSTOMER	SHEET 1OF2
SCALE -	
PART. NO. SEE TABLE	
DWG. NO. PXE-Q-6628X3	



PROPRIETARY AND CONFIDENTIAL
 THE INFORMATION CONTAINED IN THIS DRAWING IS THE SOLE PROPERTY OF BAIRD SUPPORTING SYSTEMS. ANY REPRODUCTION IN PART OR AS A WHOLE WITHOUT THE WRITTEN PERMISSION OF BAIRD SUPPORTING SYSTEMS IS PROHIBITED.



WWW.BAIRD MOUNTS.COM

UNLESS OTHERWISE SPECIFIED:
 DIMENSIONS ARE IN INCHES
 TOLERANCES:
 FRACTIONAL ±
 ANGULAR: MACH ± BEND ±
 TWO PLACE DECIMAL ±
 THREE PLACE DECIMAL ±

DO NOT SCALE DRAWING

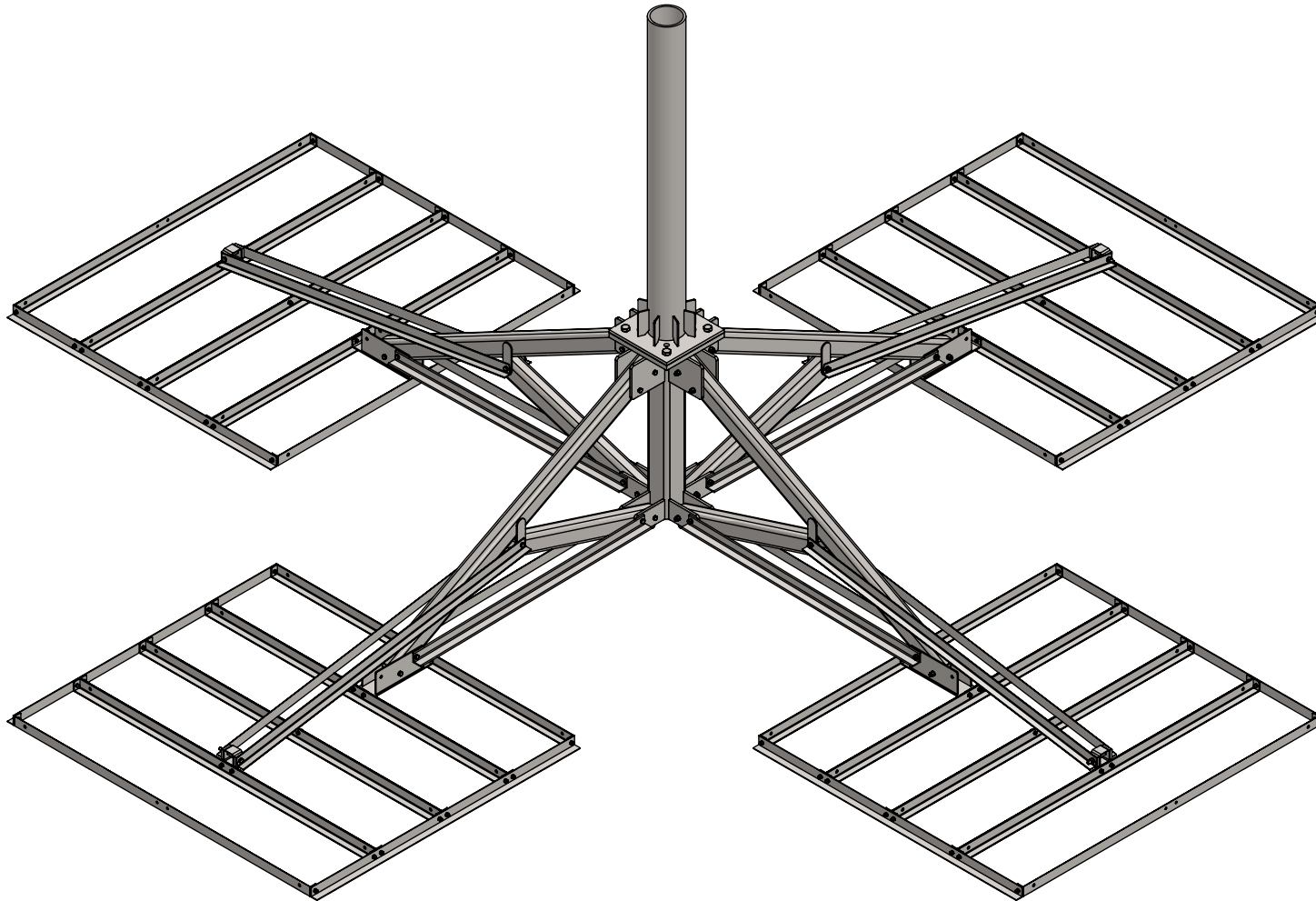
BAIRD MOUNTING SYSTEMS

WATERLOO, IA 50703
 PHONE: 319-233-3561
 SALES@BAIRDMOUNTS.COM

TITLE:
 PXL-2EHD, QUAD TRAY, 6.62'OD(S8)x3' MAST

DRAWN BY JK	DATE 01/10/21	
MATERIAL STEEL	FINISH HDG	
DWG. PURPOSE CUSTOMER	SHEET 2OF2	SCALE -
PART. NO. SEE TABLE- SHEET 1		
DWG. NO. PXE-Q-6628X3		

PART NO.	MAST DIAMETER	WEIGHT
PXE-Q-6628X55	6.62"OD	1564 lbs.



PROPRIETARY AND CONFIDENTIAL
 THE INFORMATION CONTAINED IN THIS DRAWING IS THE SOLE PROPERTY OF BAIRD SUPPORTING SYSTEMS. ANY REPRODUCTION IN PART OR AS A WHOLE WITHOUT THE WRITTEN PERMISSION OF BAIRD SUPPORTING SYSTEMS IS PROHIBITED.



WWW.BAIRD MOUNTS.COM

UNLESS OTHERWISE SPECIFIED:
 DIMENSIONS ARE IN INCHES
 TOLERANCES:
 FRACTIONAL ±
 ANGULAR: MACH ± BEND ±
 TWO PLACE DECIMAL ±
 THREE PLACE DECIMAL ±

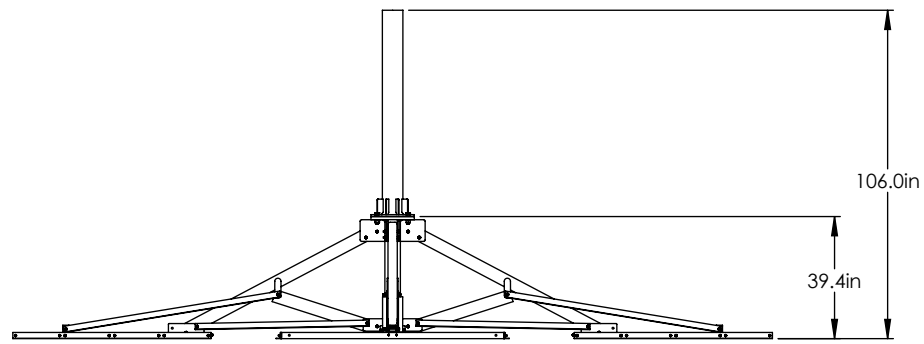
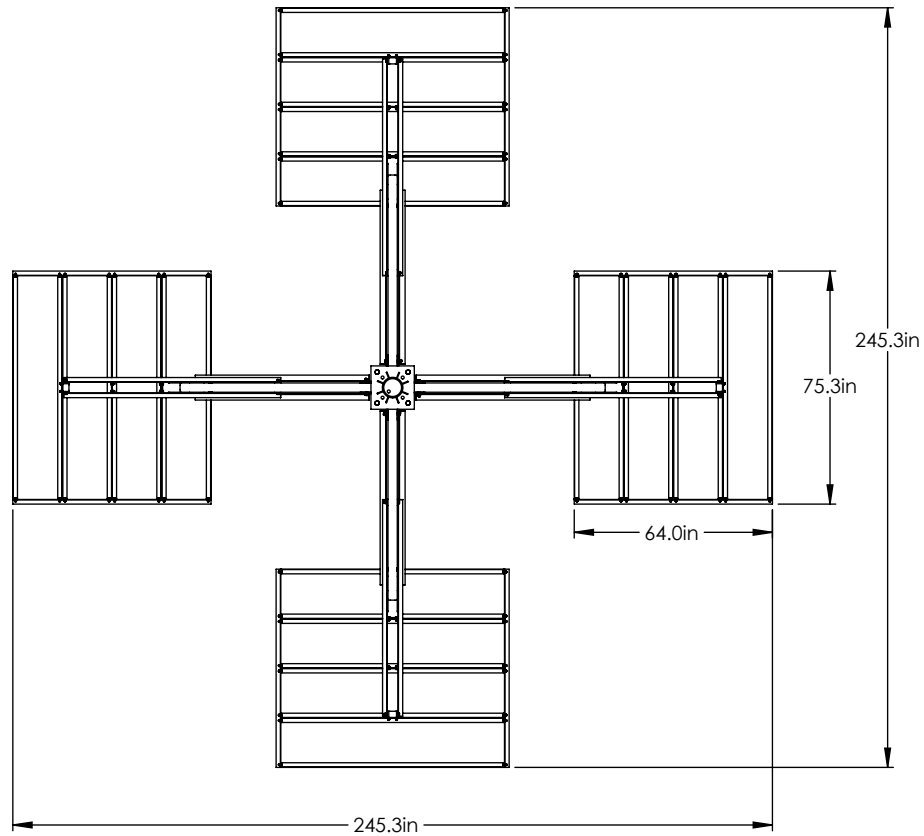
DO NOT SCALE DRAWING

BAIRD MOUNTING SYSTEMS

WATERLOO, IA 50703
 PHONE: 319-233-3561
 SALES@BAIRDMOUNTS.COM

TITLE:
 PXL-2EHD, QUAD TRAY, 6.62"OD(S8)x5.5' MAST

DRAWN BY JK	DATE 01/10/2021
MATERIAL STEEL	FINISH HDG
DWG. PURPOSE CUSTOMER	SHEET 1OF2
SCALE -	
PART. NO. SEE TABLE	
DWG. NO. PXE-Q-6628X55	



PROPRIETARY AND CONFIDENTIAL
 THE INFORMATION CONTAINED IN THIS DRAWING IS THE SOLE PROPERTY OF BAIRD SUPPORTING SYSTEMS. ANY REPRODUCTION IN PART OR AS A WHOLE WITHOUT THE WRITTEN PERMISSION OF BAIRD SUPPORTING SYSTEMS IS PROHIBITED.



WWW.BAIRD MOUNTS.COM

UNLESS OTHERWISE SPECIFIED:
 DIMENSIONS ARE IN INCHES
 TOLERANCES:
 FRACTIONAL ±
 ANGULAR: MACH ± BEND ±
 TWO PLACE DECIMAL ±
 THREE PLACE DECIMAL ±

DO NOT SCALE DRAWING

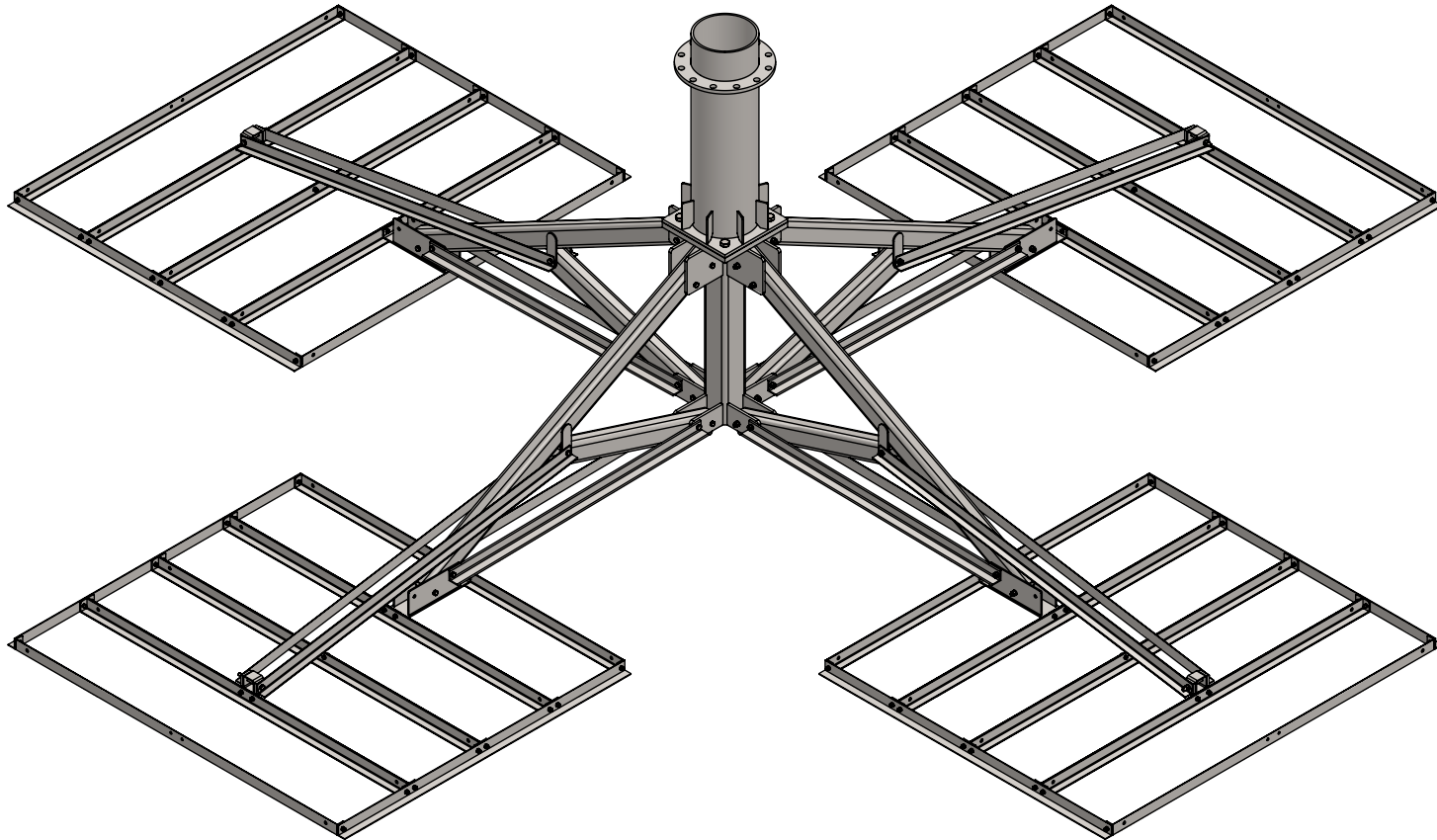
BAIRD MOUNTING SYSTEMS

WATERLOO, IA 50703
 PHONE: 319-233-3561
 SALES@BAIRD MOUNTS.COM

TITLE:
 PXL-2EHD, QUAD TRAY, 6.62"OD(S8)x5.5' MAST

DRAWN BY JK	DATE 01/10/21	
MATERIAL STEEL	FINISH HDG	
DWG. PURPOSE CUSTOMER	SHEET 2OF2	SCALE -
PART. NO. SEE TABLE- SHEET 1		
DWG. NO. PXE-Q-6628X55		

PART NO.	MAST DIAMETER	WEIGHT
PXE-Q-1075X3	10.75"OD	1550 lbs.



PROPRIETARY AND CONFIDENTIAL
 THE INFORMATION CONTAINED IN THIS DRAWING IS THE SOLE PROPERTY OF BAIRD SUPPORTING SYSTEMS. ANY REPRODUCTION IN PART OR AS A WHOLE WITHOUT THE WRITTEN PERMISSION OF BAIRD SUPPORTING SYSTEMS IS PROHIBITED.



WWW.BAIRD MOUNTS.COM

UNLESS OTHERWISE SPECIFIED:
 DIMENSIONS ARE IN INCHES
 TOLERANCES:
 FRACTIONAL ±
 ANGULAR: MACH ± BEND ±
 TWO PLACE DECIMAL ±
 THREE PLACE DECIMAL ±

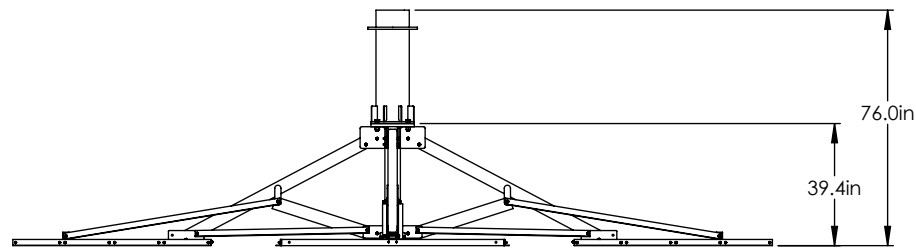
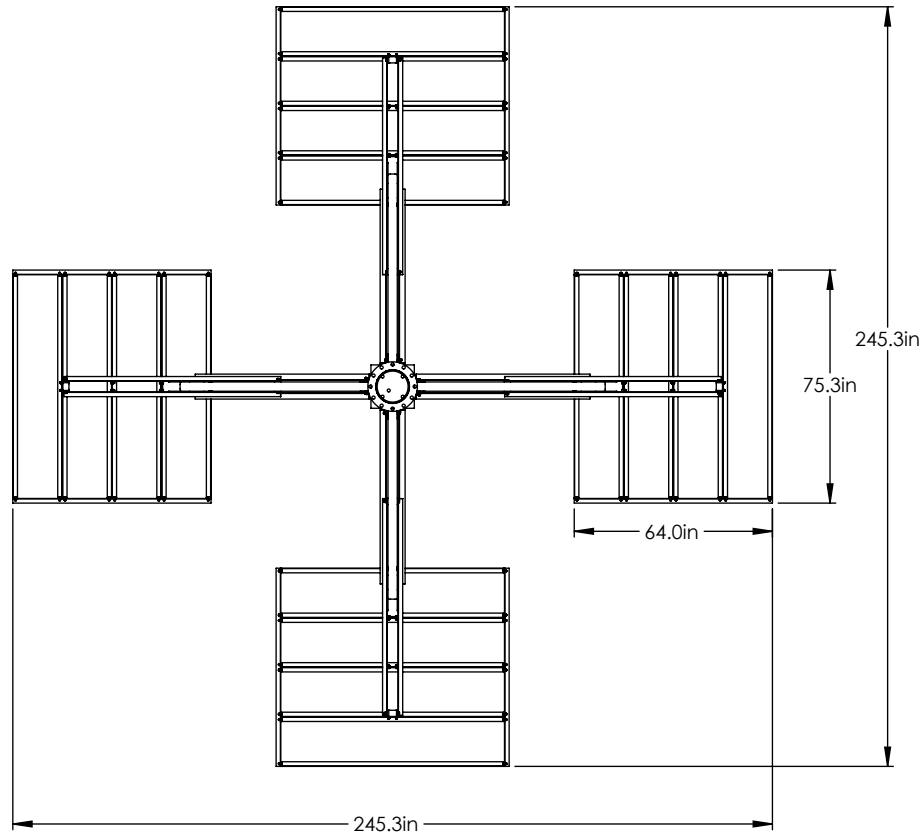
DO NOT SCALE DRAWING

BAIRD MOUNTING SYSTEMS

WATERLOO, IA 50703
 PHONE: 319-233-3561
 SALES@BAIRDMOUNTS.COM

TITLE:
 PXL-2EHD, QUAD TRAY, 10.75"OD x3' MAST

DRAWN BY JK	DATE 01/10/2021
MATERIAL STEEL	FINISH HDG
DWG. PURPOSE CUSTOMER	SHEET 1OF2
SCALE -	
PART. NO. SEE TABLE	
DWG. NO. PXE-Q-1075X3	



PROPRIETARY AND CONFIDENTIAL
 THE INFORMATION CONTAINED IN THIS DRAWING IS THE SOLE PROPERTY OF BAIRD SUPPORTING SYSTEMS. ANY REPRODUCTION IN PART OR AS A WHOLE WITHOUT THE WRITTEN PERMISSION OF BAIRD SUPPORTING SYSTEMS IS PROHIBITED.



WWW.BAIRD MOUNTS.COM

UNLESS OTHERWISE SPECIFIED:
 DIMENSIONS ARE IN INCHES
 TOLERANCES:
 FRACTIONAL ±
 ANGULAR: MACH ± BEND ±
 TWO PLACE DECIMAL ±
 THREE PLACE DECIMAL ±

DO NOT SCALE DRAWING

BAIRD MOUNTING SYSTEMS

WATERLOO, IA 50703
 PHONE: 319-233-3561
 SALES@BAIRD MOUNTS.COM

TITLE:
 PXL-2EHD, QUAD TRAY, 10.75"OD x3' MAST

DRAWN BY JK	DATE 01/10/21	
MATERIAL STEEL	FINISH HDG	
DWG. PURPOSE CUSTOMER	SHEET 2OF2	SCALE -
PART. NO. SEE TABLE- SHEET 1		
DWG. NO. PXE-Q-1075X3		