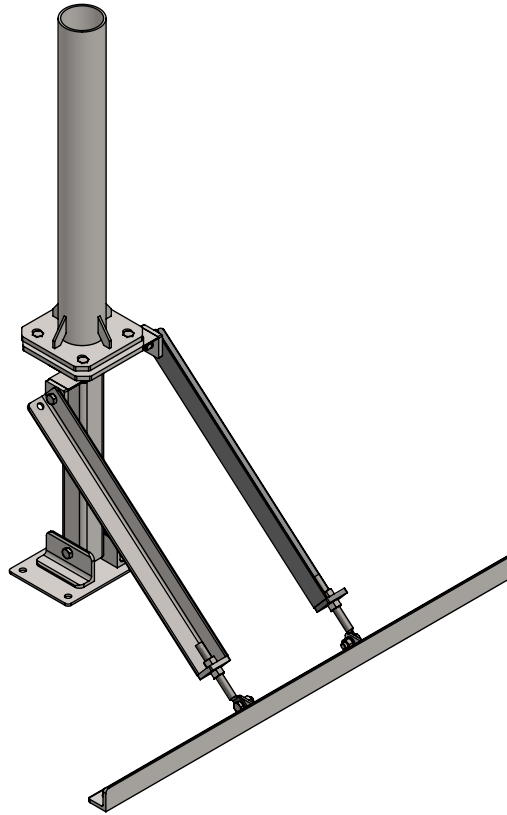


LR2-(000)X(0)



SYM	PART#	DESCRIPTION	QTY.	
1	AB1315HD	LOWER MAST ASSY, HDG	1	
2	AB1288HD	LOWER BASE ASS'Y, HDG	1	
3	AB1240HD	LOWER MOUNT ANGLE ASSY, HDG	1	
4	AB1294HD	R/L ARM ASSY, HDG	2	
5	AS REQ'D	MAST ASSY (O.D. & LENGTH AS REQ'D), HDG	1	
6	#B-.75X8	3/4"x8" SPADE BOLT, Z/P	2	
7	H2-0750HN	3/4" NUT, HDG	4	
8	H1-0625-150	5/8"x1-1/2" BOLT GR.5, Z/P	4	
9	H2-0625HN	5/8" NUT, Z/P	5	
10	H4-0625LW	5/8" LOCKWASHER, Z/P	5	
11	H1-0625-450	5/8" x 4-1/2" BOLT GR.5, Z/P	1	
12	H1-0750-200	3/4"x2" BOLT GR.5, Z/P	4	HDWE-MH7
13	H2-0750HN	3/4" NUT	4	
14	H4-0750LW	3/4" LOCKWASHER	4	

PROPRIETARY AND CONFIDENTIAL

THE INFORMATION CONTAINED IN THIS DRAWING IS THE SOLE PROPERTY OF BAIRD SUPPORTING SYSTEMS. ANY REPRODUCTION IN PART OR AS A WHOLE WITHOUT THE WRITTEN PERMISSION OF BAIRD SUPPORTING SYSTEMS IS PROHIBITED.



WWW.BAIRD MOUNTS.COM

UNLESS OTHERWISE SPECIFIED:

DIMENSIONS ARE IN INCHES
 TOLERANCES:
 FRACTIONAL ±
 ANGULAR: MACH ± BEND ±
 TWO PLACE DECIMAL ±
 THREE PLACE DECIMAL ±

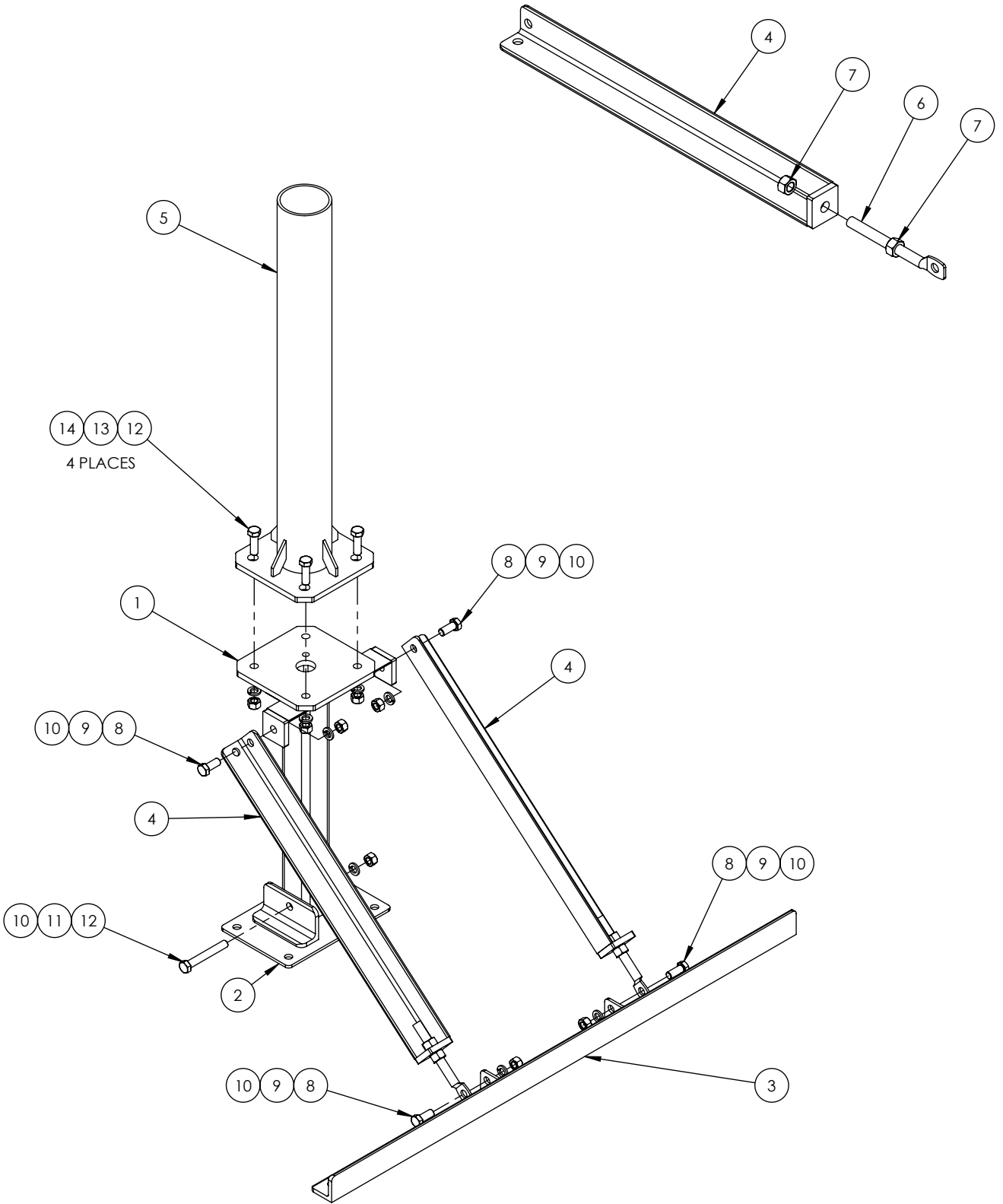
DO NOT SCALE DRAWING

BAIRD MOUNTING SYSTEMS

WATERLOO, IA 50703
 PHONE: 319-233-3561
 SALES@BAIRDMOUNTS.COM

TITLE:
 LR-2

DRAWN BY JK	DATE 12/12/22
MATERIAL STEEL	FINISH HDG
DWG. PURPOSE INST	SHEET 1
	SCALE -
PART. NO. LR2-(000)X(0)	
DWG. NO. LR2-(000)X(0) INSTRUCTIONS	



PROPRIETARY AND CONFIDENTIAL

THE INFORMATION CONTAINED IN THIS DRAWING IS THE SOLE PROPERTY OF BAIRD SUPPORTING SYSTEMS. ANY REPRODUCTION IN PART OR AS A WHOLE WITHOUT THE WRITTEN PERMISSION OF BAIRD SUPPORTING SYSTEMS IS PROHIBITED.



WWW.BAIRD MOUNTS.COM

UNLESS OTHERWISE SPECIFIED:

DIMENSIONS ARE IN INCHES
 TOLERANCES:
 FRACTIONAL ±
 TWO PLACE DECIMAL ±
 THREE PLACE DECIMAL ±
 ANGULAR: MACH ± BEND ±

DO NOT SCALE DRAWING

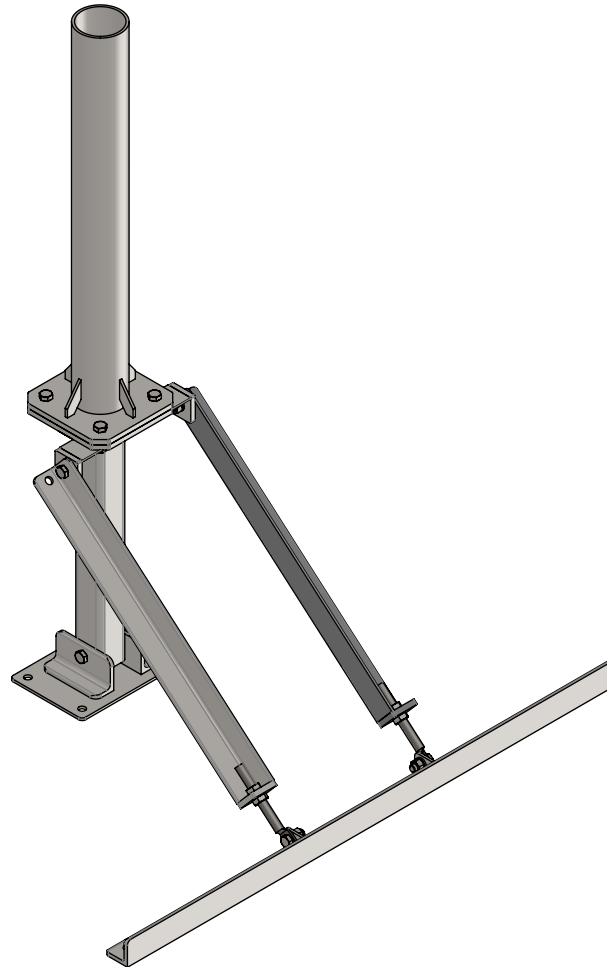
BAIRD MOUNTING SYSTEMS

WATERLOO, IA 50703
 PHONE: 319-233-3561
 SALES@BAIRDMOUNTS.COM

TITLE:
 LR-2

DRAWN BY JK	DATE 12/12/22
MATERIAL STEEL	FINISH HDG
DWG. PURPOSE INST	SHEET 2
SCALE -	
PART. NO. LR2-(000)X(0)	
DWG. NO. LR2-(000)X(0) INSTRUCTIONS	

PART NO.	MAST DIAMETER	WEIGHT
LR2-237X3	2.37"OD	129 lbs.
LR2-288X3	2.88"OD	136 lbs.
LR2-400X3	4.00"OD	146 lbs.
LR2-450X3	4.50"OD	151 lbs.
LR2-556X3	5.56"OD	163 lbs.
LR2-662X3	6.62"OD	176 lbs.



PROPRIETARY AND CONFIDENTIAL
 THE INFORMATION CONTAINED IN THIS DRAWING IS THE SOLE PROPERTY OF BAIRD SUPPORTING SYSTEMS. ANY REPRODUCTION IN PART OR AS A WHOLE WITHOUT THE WRITTEN PERMISSION OF BAIRD SUPPORTING SYSTEMS IS PROHIBITED.



WWW.BAIRD MOUNTS.COM

UNLESS OTHERWISE SPECIFIED:
 DIMENSIONS ARE IN INCHES
 TOLERANCES:
 FRACTIONAL ±
 ANGULAR: MACH ± BEND ±
 TWO PLACE DECIMAL ±
 THREE PLACE DECIMAL ±

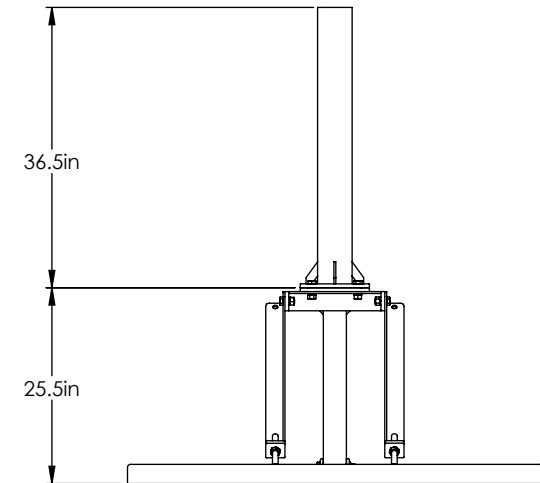
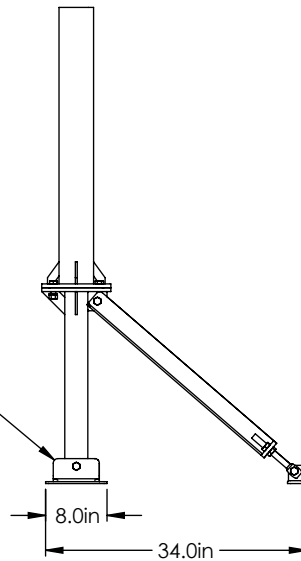
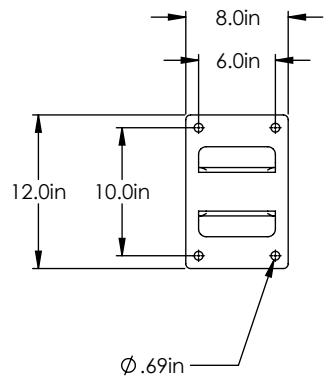
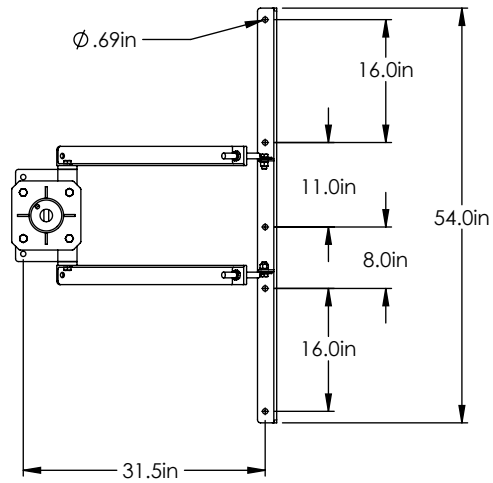
DO NOT SCALE DRAWING

BAIRD MOUNTING SYSTEMS

WATERLOO, IA 50703
 PHONE: 319-233-3561
 SALES@BAIRD MOUNTS.COM

TITLE:
 LR-2 WITH 3' MAST

DRAWN BY JK	DATE 10/17/13	
MATERIAL STEEL	FINISH HDG	
DWG. PURPOSE CUSTOMER	SHEET 1 OF 2	SCALE -
PART. NO. SEE TABLE		
DWG. NO. LR2-(000)X3		



PROPRIETARY AND CONFIDENTIAL
 THE INFORMATION CONTAINED IN THIS DRAWING IS THE SOLE PROPERTY OF BAIRD SUPPORTING SYSTEMS. ANY REPRODUCTION IN PART OR AS A WHOLE WITHOUT THE WRITTEN PERMISSION OF BAIRD SUPPORTING SYSTEMS IS PROHIBITED.



WWW.BAIRD MOUNTS.COM

UNLESS OTHERWISE SPECIFIED:
 DIMENSIONS ARE IN INCHES
 TOLERANCES:
 FRACTIONAL \pm
 TWO PLACE DECIMAL \pm
 THREE PLACE DECIMAL \pm
 ANGULAR: MACH \pm BEND \pm

DO NOT SCALE DRAWING

BAIRD MOUNTING SYSTEMS

WATERLOO, IA 50703
 PHONE: 319-233-3561
 SALES@BAIRD MOUNTS.COM


TITLE:
 LR-2 WITH 3' MAST

DRAWN BY JK	DATE 10/17/13	
MATERIAL STEEL	FINISH HDG	
DWG. PURPOSE CUSTOMER	SHEET 2 OF 2	SCALE -

PART. NO.
 SEE TABLE-SHEET 1

DWG. NO.
 LR2-(000)X3

PART NO.	MAST DIAMETER	WEIGHT
LR2-237X8	2.37"OD	147 lbs.
LR2-288X8	2.88"OD	166 lbs.
LR2-450X8	4.50"OD	206 lbs.



PROPRIETARY AND CONFIDENTIAL
 THE INFORMATION CONTAINED IN THIS DRAWING IS THE SOLE PROPERTY OF BAIRD SUPPORTING SYSTEMS. ANY REPRODUCTION IN PART OR AS A WHOLE WITHOUT THE WRITTEN PERMISSION OF BAIRD SUPPORTING SYSTEMS IS PROHIBITED.



WWW.BAIRD MOUNTS.COM

UNLESS OTHERWISE SPECIFIED:
 DIMENSIONS ARE IN INCHES
 TOLERANCES:
 FRACTIONAL ±
 ANGULAR: MACH ± BEND ±
 TWO PLACE DECIMAL ±
 THREE PLACE DECIMAL ±

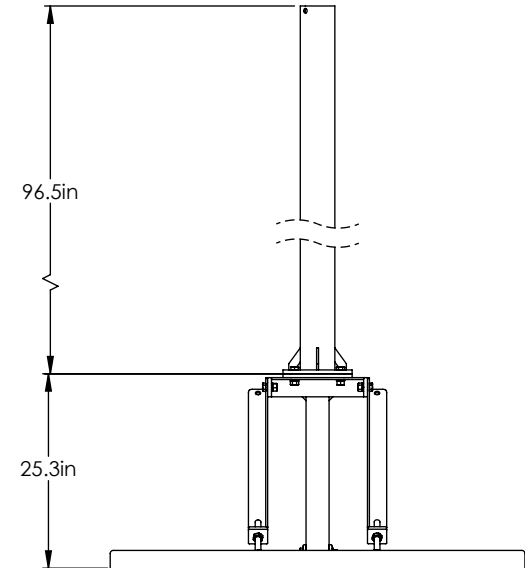
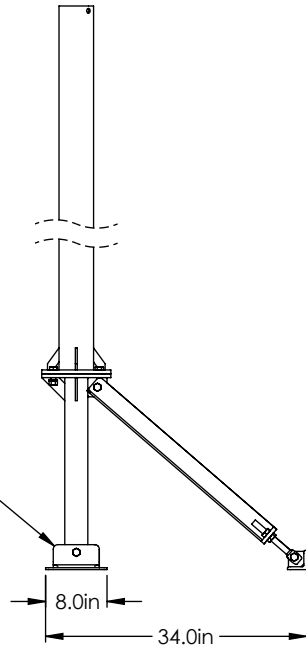
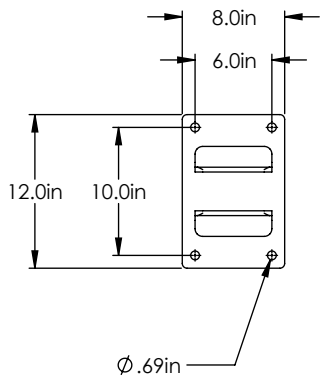
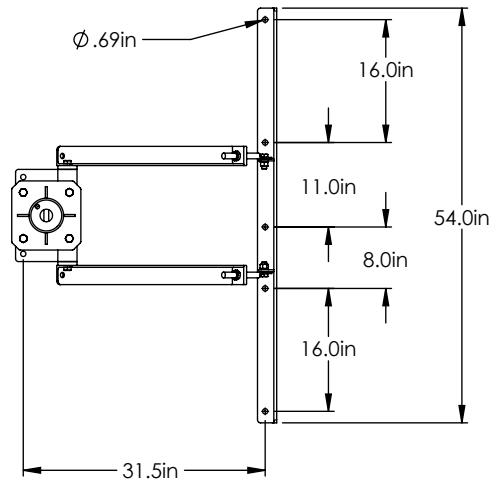
DO NOT SCALE DRAWING

BAIRD MOUNTING SYSTEMS

WATERLOO, IA 50703
 PHONE: 319-233-3561
 SALES@BAIRD MOUNTS.COM

TITLE:
 LR-2 WITH 8' MAST

DRAWN BY JK	DATE 10/17/13	
MATERIAL STEEL	FINISH HDG	
DWG. PURPOSE CUSTOMER	SHEET 1 OF 2	SCALE -
PART. NO. SEE TABLE		
DWG. NO. LR2-(000)X8		



PROPRIETARY AND CONFIDENTIAL

THE INFORMATION CONTAINED IN THIS DRAWING IS THE SOLE PROPERTY OF BAIRD SUPPORTING SYSTEMS. ANY REPRODUCTION IN PART OR AS A WHOLE WITHOUT THE WRITTEN PERMISSION OF BAIRD SUPPORTING SYSTEMS IS PROHIBITED.



WWW.BAIRD MOUNTS.COM

UNLESS OTHERWISE SPECIFIED:

DIMENSIONS ARE IN INCHES
TOLERANCES:
FRACTIONAL \pm
ANGULAR: MACH \pm BEND \pm
TWO PLACE DECIMAL \pm
THREE PLACE DECIMAL \pm

DO NOT SCALE DRAWING

BAIRD MOUNTING SYSTEMS

WATERLOO, IA 50703
PHONE: 319-233-3561
SALES@BAIRDMOUNTS.COM

TITLE:
LR-2 WITH 8' MAST

DRAWN BY JK	DATE 10/17/13
MATERIAL STEEL	FINISH HDG
DWG. PURPOSE CUSTOMER	SHEET 2 OF 2
	SCALE -

PART. NO.
SEE TABLE-SHEET 1

DWG. NO.
LR2-(000)X8