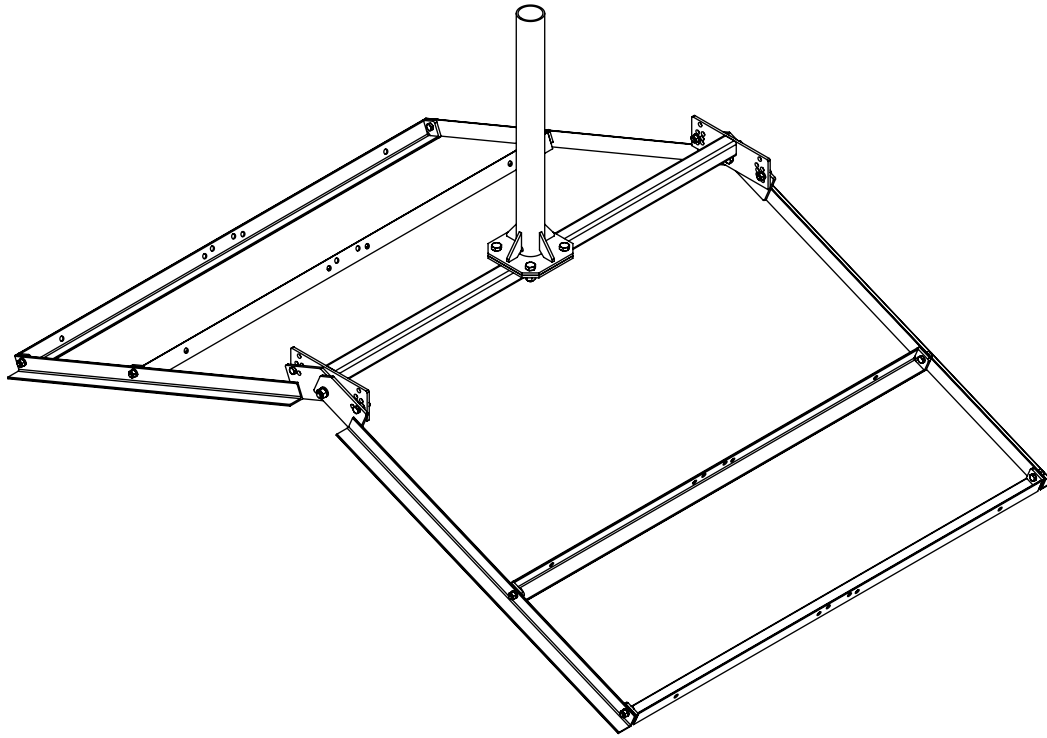


SS-RIDGEMOUNT w/ PAD



SYM	PART #	DESCRIPTION	QTY	
1	AB1295HD	SSRM CROSS ARM , HDG	1	
2	AB1316LHHD	SSRM LH ARM, HDG	2	
3	AB1316RHHD	SSRM RH ARM, HDG	2	
4	AB1624(48)HD	BALLAST TRAY, HDG	4	
5	AS REQ'D	MAST (O.D. x LENGTH AS REQ'D), HDG	1	
HARDWARE KIT p/n HDWE-SSRM	6	H1-0500-125	1/2"x1-1/4" BOLT GR.5, Z/P	4
	7	H1-0500-150	1/2"x1-1/2" BOLT GR.5, Z/P	2
	8	H4-0500LW	1/2" LOCKWASHER, Z/P	6
	9	H2-0500HN	1/2" NUT, Z/P	6
	10	H2-0500JN	1/2" JAM NUT, Z/P	2
	11	H1-0375-100	3/8"x1" BOLT GR.5, Z/P	10
	12	H1-0375-125	3/8"x1-1/4" BOLT GR.5, Z/P	2
	13	H4-0375LW	3/8" LOCKWASHER, Z/P	12
	14	H2-0375HN	3/8" NUT, Z/P	12
			RUBBER PAD 8"x53"	1
			RUBBER PAD 16"x53"	2

PROPRIETARY AND CONFIDENTIAL

THE INFORMATION CONTAINED IN THIS DRAWING IS THE SOLE PROPERTY OF BAIRD SUPPORTING SYSTEMS. ANY REPRODUCTION IN PART OR AS A WHOLE WITHOUT THE WRITTEN PERMISSION OF BAIRD SUPPORTING SYSTEMS IS PROHIBITED.



WWW.BAIRD MOUNTS.COM

UNLESS OTHERWISE SPECIFIED:

DIMENSIONS ARE IN INCHES
 TOLERANCES:
 FRACTIONAL ±
 ANGULAR: MACH ± BEND ±
 TWO PLACE DECIMAL ±
 THREE PLACE DECIMAL ±

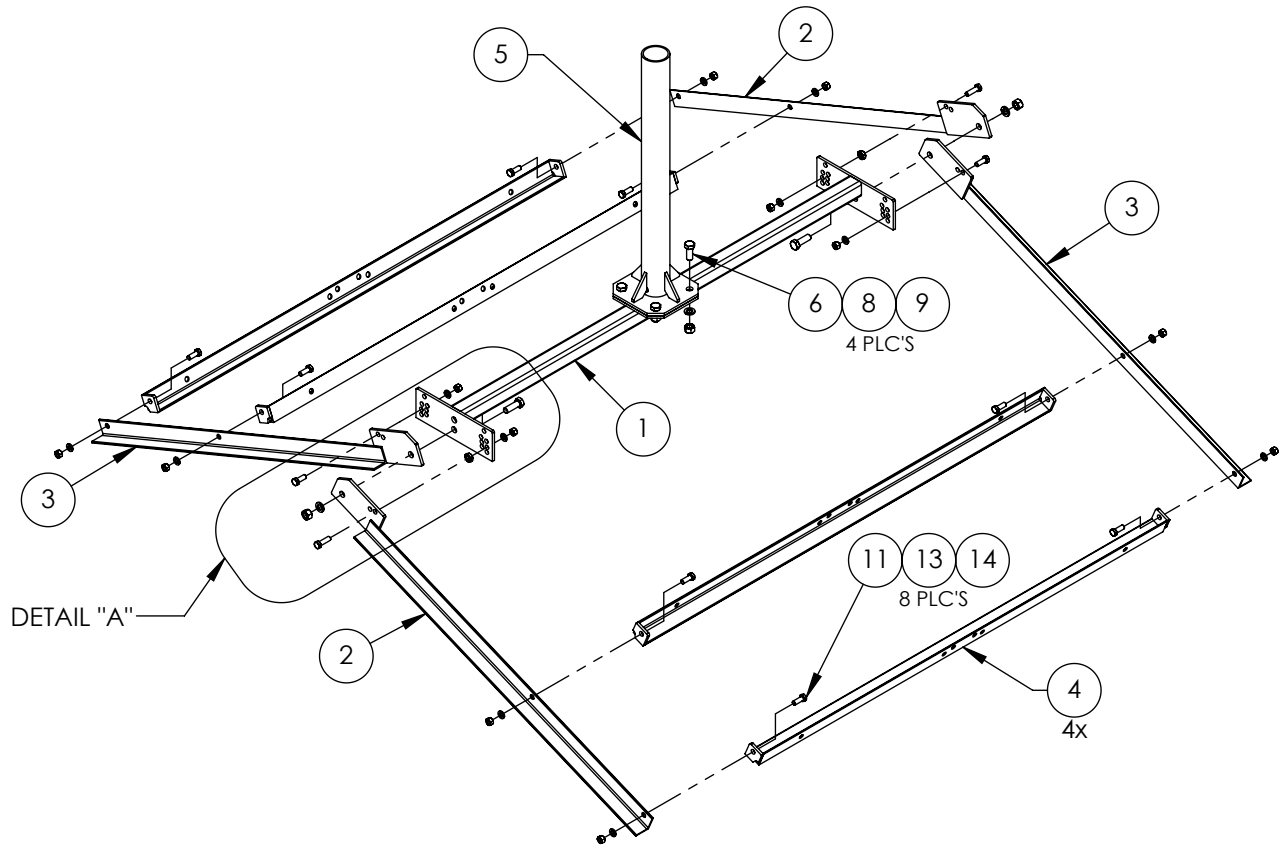
DO NOT SCALE DRAWING

BAIRD MOUNTING SYSTEMS

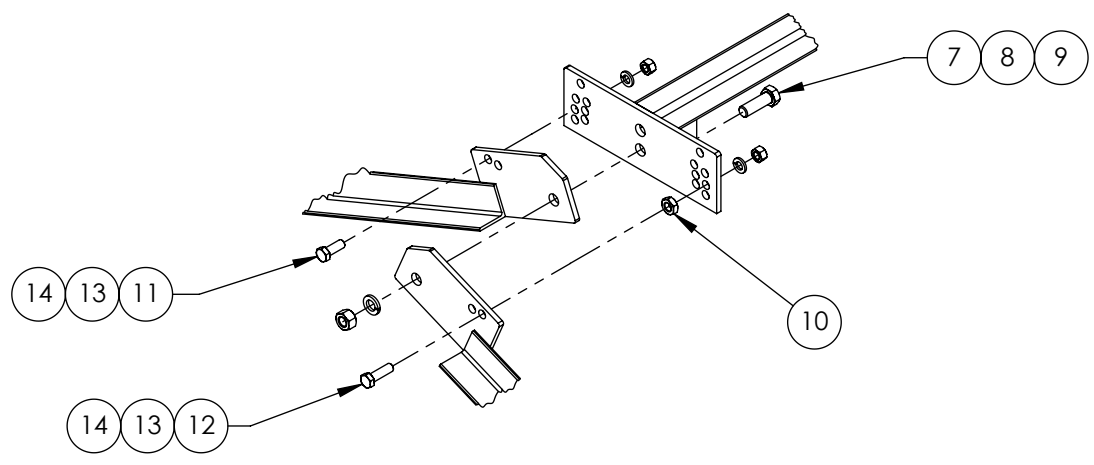
WATERLOO, IA 50703
 PHONE: 319-233-3561
 SALES@BAIRDMOUNTS.COM

TITLE:
 SSRM with PAD
 ASSEMBLY INSTRUCTIONS

DRAWN BY JK	DATE 12/06/18
MATERIAL -	FINISH -
DWG. PURPOSE INST	SHEET 1 OF 2
PART. NO. SSRM-(000)X()-R	SCALE -
DWG. NO. SSRM-(000)X()-R INST	



DETAIL "A"



DETAIL "A"
(TYPICAL AT EACH END)

PROPRIETARY AND CONFIDENTIAL

THE INFORMATION CONTAINED IN THIS DRAWING IS THE SOLE PROPERTY OF BAIRD SUPPORTING SYSTEMS. ANY REPRODUCTION IN PART OR AS A WHOLE WITHOUT THE WRITTEN PERMISSION OF BAIRD SUPPORTING SYSTEMS IS PROHIBITED.



WWW.BAIRD MOUNTS.COM

UNLESS OTHERWISE SPECIFIED:

DIMENSIONS ARE IN INCHES
 TOLERANCES:
 FRACTIONAL ±
 ANGULAR: MACH ± BEND ±
 TWO PLACE DECIMAL ±
 THREE PLACE DECIMAL ±

DO NOT SCALE DRAWING

BAIRD MOUNTING SYSTEMS

WATERLOO, IA 50703
 PHONE: 319-233-3561
 SALES@BAIRD MOUNTS.COM

TITLE:
 SSRM with PAD
 ASSEMBLY INSTRUCTIONS

DRAWN BY JK	DATE 12/06/18	
MATERIAL -	FINISH -	
DWG. PURPOSE INST	SHEET 2 OF 2	SCALE -
PART. NO. SSRM-(000)X()-R		
DWG. NO. SSRM-(000)X()-R INST		