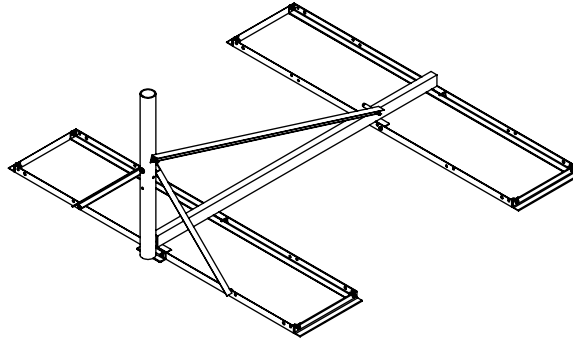
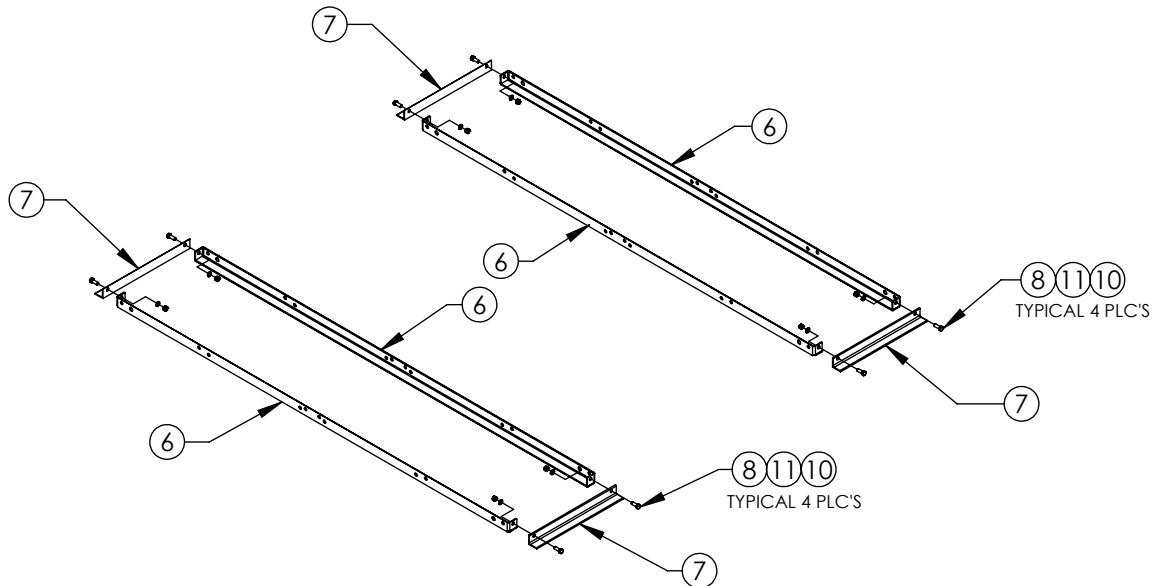


B46 / B46DRB with Pad



PART LIST				
SYM	PART #	DESCRIPTION	B46 QTY.	B46DRB QTY.
1	as required	MAST (O.D. & Length as req'd)	1	1
2	AB1620HD	B4 SUPPORT TUBE ASSY, HDG	1	1
3	AB1621LHHD	B4 LH SIDE BRACE-28.25"L, HDG	1	1
4	AB1621RHHD	B4 RH SIDE BRACE-28.25"L, HDG	1	1
5	AB1622RHHD	B4 RH REAR BRACE-61.25"L, HDG	1	2
6	AB1624HD	6' B4 BALLAST ANGLE, HDG	4	4
7	AB1425HD	16" SIDE PAD, HDG	4	4
		RUBBER PAD 18x48	4	4

HARDWARE KIT P/N: HDWE-B4			
SYM	PART #	DESCRIPTION	QTY.
8	H1-0375-100	3/8" x 1" BOLT GR.5, Z/P	18
9	H1-0375-400TB	3/8" x 4" FULL-THREAD BOLT GR.5, Z/P	3
10	H2-0375HN	3/8" NUT, Z/P	19
11	H4-0375LW	3/8" LOCKWASHER, Z/P	19
12	H3-0375FW	3/8" FLATWASHER, Z/P	2
13	H2-0375WN	3/8" WHIZ-LOCK NUT, Z/P	2



ASSEMBLE THE TWO BALLAST TRAYS (AS SHOWN ABOVE). EACH BALLAST TRAY CONSISTS OF TWO 6' BALLAST ANGLES (#6) AND TWO SIDE PADS (#7). ASSEMBLE EACH TRAY USING FOUR 3/8"x1" BOLTS (#8), NUTS (#10) AND LOCKWASHERS (#11)

PROPRIETARY AND CONFIDENTIAL

THE INFORMATION CONTAINED IN THIS DRAWING IS THE SOLE PROPERTY OF BAIRD SUPPORTING SYSTEMS. ANY REPRODUCTION IN PART OR AS A WHOLE WITHOUT THE WRITTEN PERMISSION OF BAIRD SUPPORTING SYSTEMS IS PROHIBITED.



WWW.BAIRD MOUNTS.COM

UNLESS OTHERWISE SPECIFIED:

DIMENSIONS ARE IN INCHES
 TOLERANCES:
 FRACTIONAL ±
 ANGULAR: MACH ± BEND ±
 TWO PLACE DECIMAL ±
 THREE PLACE DECIMAL ±

DO NOT SCALE DRAWING

BAIRD MOUNTING SYSTEMS

WATERLOO, IA 50703
 PHONE: 319-233-3561
 SALES@BAIRDMOUNTS.COM

TITLE:

B46 / B46DRB with Pad Assembly

DRAWN BY

JK

MATERIAL

-

DWG. PURPOSE

INST

DATE

06/12/20

FINISH

-

SHEET

1

SCALE

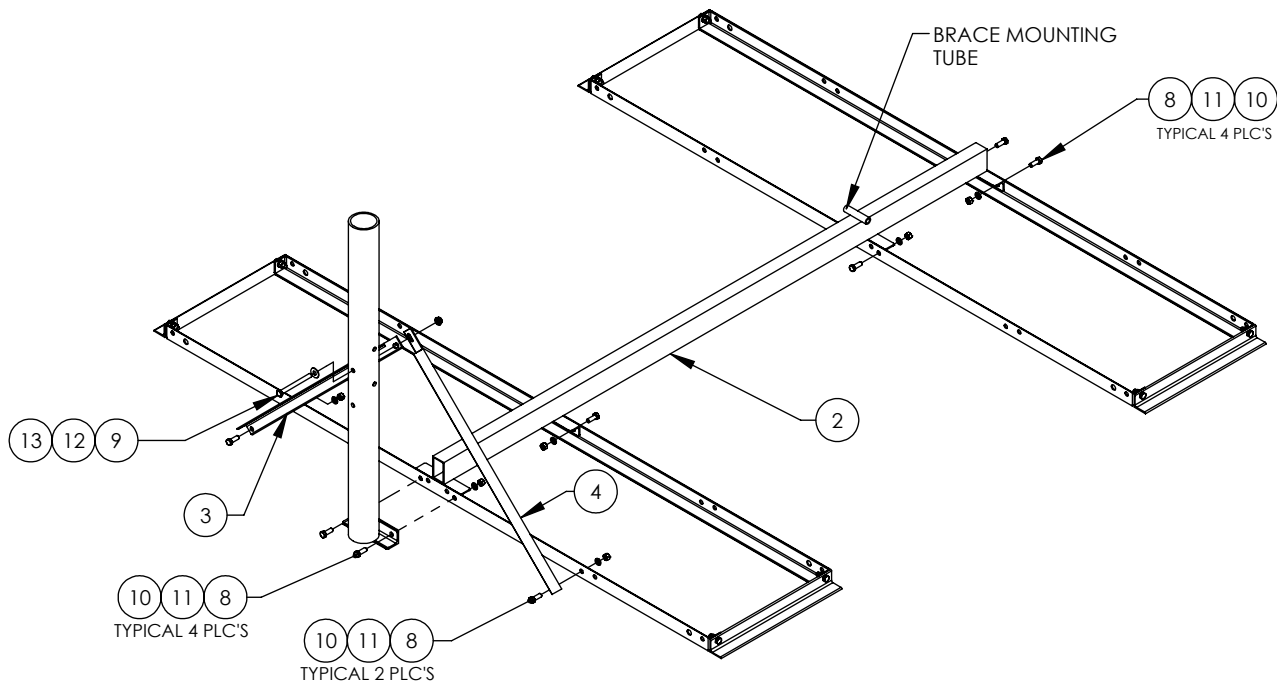
-

PART. NO.

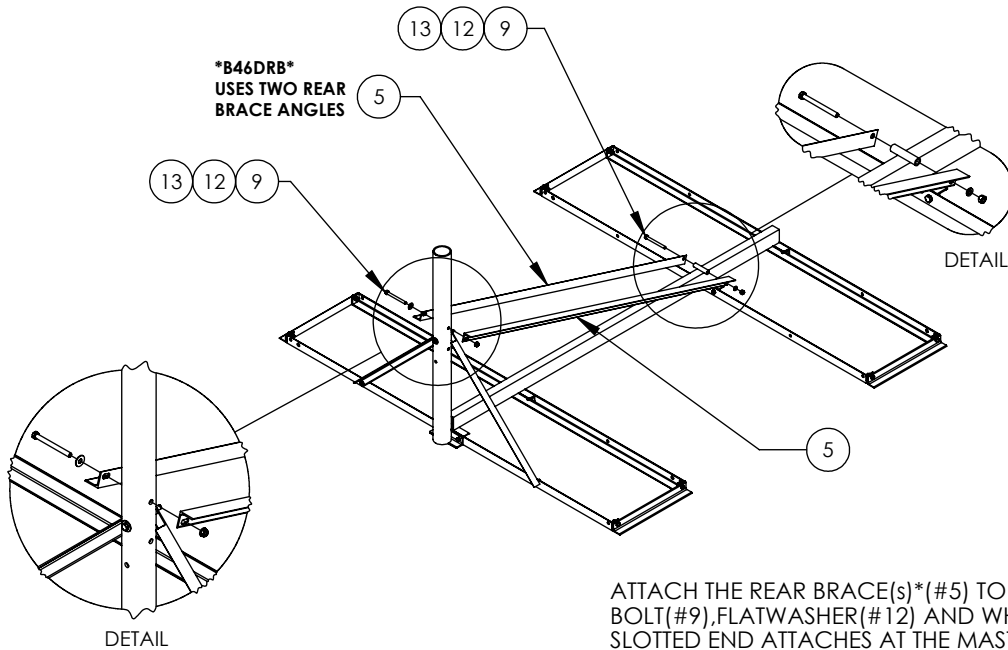
-

DWG. NO.

B46(DRB)- 000 X 0 -R Assembly Instruction



ATTACH THE SUPPORT TUBE(#2) TO THE BALLAST TRAYS USING EIGHT 3/8"x1" BOLTS(#8), NUTS(#10) AND LOCKWASHERS(#11). THE MAST(#1) ALSO GETS ATTACHED AT THIS STEP. ATTACH THE SIDE BRACES (#3 & #4) TO THE MAST USING A 3/8"x4" TAP BOLT(#9), FLATWASHER(#12) AND WHIZLOCK NUT(#13). NOTE: THE SLOTTED END ATTACHES AT THE MAST. ATTACH THE OTHER END OF EACH SIDE BRACE TO THE BALLAST TRAY USING A 3/8" x 1" BOLT(#8), 3/8" LOCKWASHER (#11) & NUT (#10).



ATTACH THE REAR BRACE(S)*(#5) TO THE MAST USING A 3/8"x4" TAP BOLT(#9), FLATWASHER(#12) AND WHIZLOCK NUT(#13). NOTE: THE SLOTTED END ATTACHES AT THE MAST. ATTACH THE OTHER END OF EACH REAR BRACE TO THE SUPPORT TUBE(#2) USING A 3/8"x4" TAP BOLT(#9), 3/8" LOCKWASHER(#11) & NUT (#10)

***THE B46DRB MOUNT WILL USE TWO REAR BRACES(#5)**

PROPRIETARY AND CONFIDENTIAL

THE INFORMATION CONTAINED IN THIS DRAWING IS THE SOLE PROPERTY OF BAIRD SUPPORTING SYSTEMS. ANY REPRODUCTION IN PART OR AS A WHOLE WITHOUT THE WRITTEN PERMISSION OF BAIRD SUPPORTING SYSTEMS IS PROHIBITED.



WWW.BAIRD MOUNTS.COM

UNLESS OTHERWISE SPECIFIED:

DIMENSIONS ARE IN INCHES
TOLERANCES:
FRACTIONAL ±
ANGULAR: MACH ± BEND ±
TWO PLACE DECIMAL ±
THREE PLACE DECIMAL ±

DO NOT SCALE DRAWING

BAIRD MOUNTING SYSTEMS


WATERLOO, IA 50703
PHONE: 319-233-3561
SALES@BAIRDMOUNTS.COM

TITLE:

B46 / B46DRB with Pad Assembly

DRAWN BY JK	DATE 06/12/20
MATERIAL -	FINISH -
DWG. PURPOSE INST	SHEET 2
PART. NO. -	SCALE -
DWG. NO. B46(DRB)- 000 X 0 -R Assembly Instruction	

PART NO.	MAST DIAMETER	WEIGHT
B46-237X3	2.37"OD	86 lbs.
B46-288X3	2.88"OD	87 lbs.



PROPRIETARY AND CONFIDENTIAL
 THE INFORMATION CONTAINED IN THIS DRAWING IS THE SOLE PROPERTY OF BAIRD SUPPORTING SYSTEMS. ANY REPRODUCTION IN PART OR AS A WHOLE WITHOUT THE WRITTEN PERMISSION OF BAIRD SUPPORTING SYSTEMS IS PROHIBITED.



UNLESS OTHERWISE SPECIFIED:
 DIMENSIONS ARE IN INCHES
 TOLERANCES:
 FRACTIONAL ±
 ANGULAR: MACH ± BEND ±
 TWO PLACE DECIMAL ±
 THREE PLACE DECIMAL ±

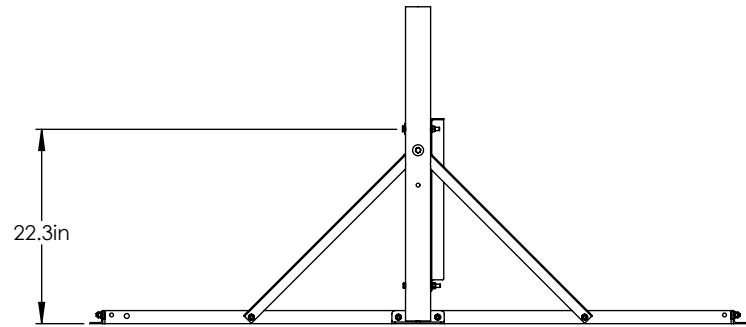
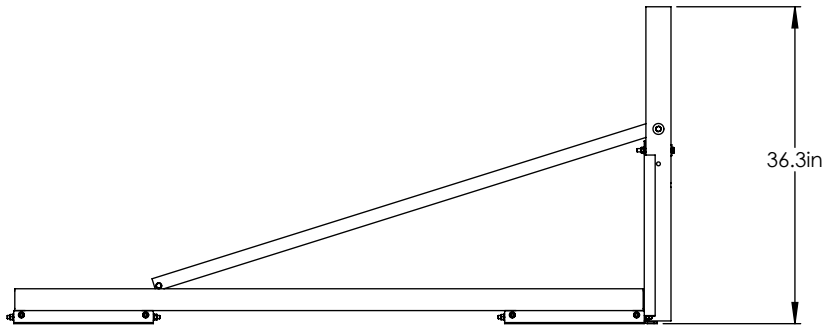
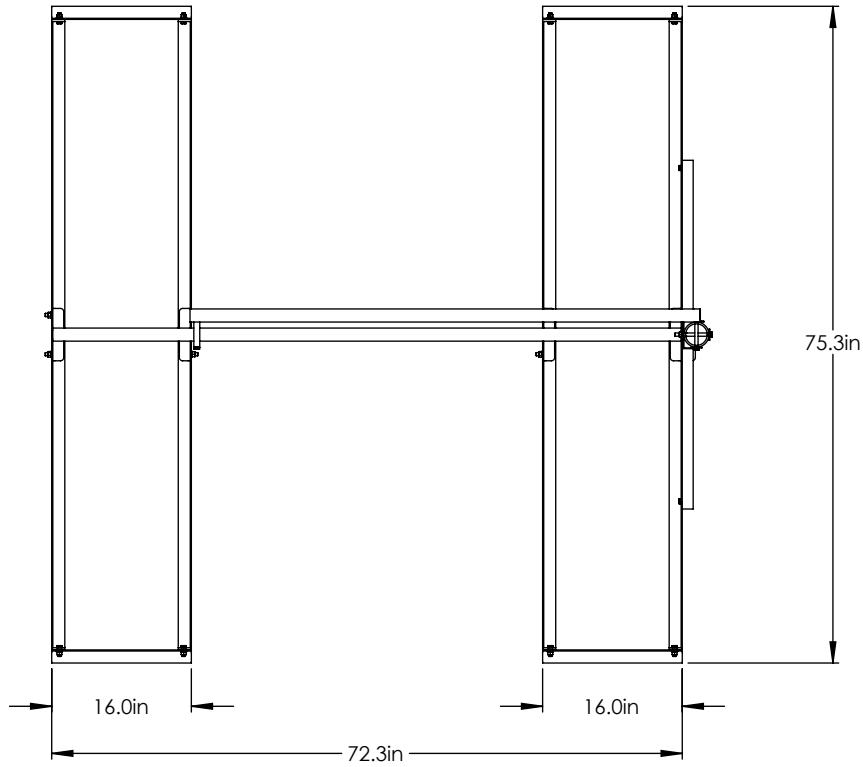
DO NOT SCALE DRAWING

BAIRD MOUNTING SYSTEMS

WATERLOO, IA 50703
 PHONE: 319-233-3561
 SALES@BAIRD MOUNTS.COM

TITLE:
 B4-6X6 MOUNT WITH 3' MAST

DRAWN BY JK	DATE 04/06/18	
MATERIAL STEEL	FINISH HDG	
DWG. PURPOSE CUSTOMER	SHEET 1OF2	SCALE -
PART. NO. SEE TABLE		
DWG. NO. B46-(000)X3		



PROPRIETARY AND CONFIDENTIAL
 THE INFORMATION CONTAINED IN THIS DRAWING IS THE SOLE PROPERTY OF BAIRD SUPPORTING SYSTEMS. ANY REPRODUCTION IN PART OR AS A WHOLE WITHOUT THE WRITTEN PERMISSION OF BAIRD SUPPORTING SYSTEMS IS PROHIBITED.



WWW.BAIRD MOUNTS.COM

UNLESS OTHERWISE SPECIFIED:
 DIMENSIONS ARE IN INCHES
 TOLERANCES:
 FRACTIONAL ±
 ANGULAR: MACH ± BEND ±
 TWO PLACE DECIMAL ±
 THREE PLACE DECIMAL ±

DO NOT SCALE DRAWING

BAIRD MOUNTING SYSTEMS

WATERLOO, IA 50703
 PHONE: 319-233-3561
 SALES@BAIRD MOUNTS.COM


TITLE:
 B4-6X6 MOUNT WITH 3' MAST

DRAWN BY JK	DATE 04/06/18	
MATERIAL STEEL	FINISH HDG	
DWG. PURPOSE CUSTOMER	SHEET 2OF2	SCALE 1:25

PART. NO.
 SEE TABLE-SHEET 1

DWG. NO.
 B46-(000)X3

PART NO.	MAST DIAMETER	WEIGHT
B46DRB-237X3	2.37"OD	93 lbs.
B46DRB-288X3	2.88"OD	94 lbs.



PROPRIETARY AND CONFIDENTIAL
 THE INFORMATION CONTAINED IN THIS DRAWING IS THE SOLE PROPERTY OF BAIRD SUPPORTING SYSTEMS. ANY REPRODUCTION IN PART OR AS A WHOLE WITHOUT THE WRITTEN PERMISSION OF BAIRD SUPPORTING SYSTEMS IS PROHIBITED.



WWW.BAIRD MOUNTS.COM

UNLESS OTHERWISE SPECIFIED:
 DIMENSIONS ARE IN INCHES
 TOLERANCES:
 FRACTIONAL ±
 ANGULAR: MACH ± BEND ±
 TWO PLACE DECIMAL ±
 THREE PLACE DECIMAL ±

DO NOT SCALE DRAWING

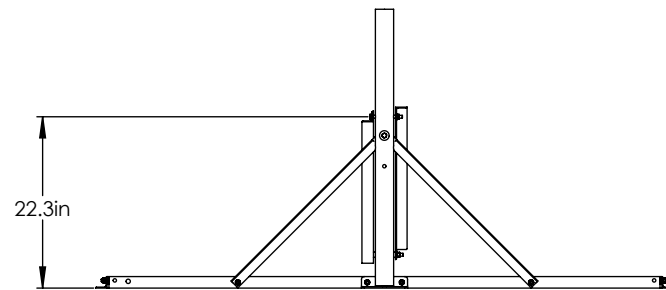
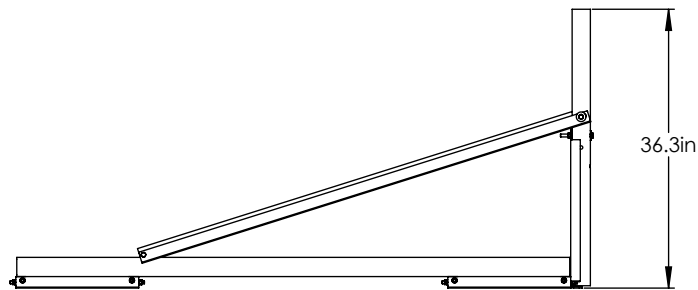
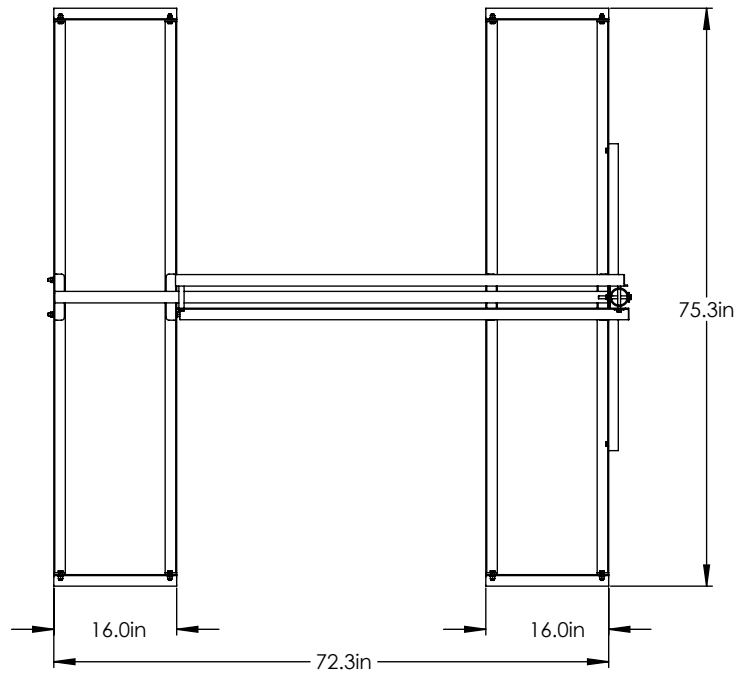
BAIRD MOUNTING SYSTEMS

WATERLOO, IA 50703
 PHONE: 319-233-3561
 SALES@BAIRD MOUNTS.COM

TITLE:
 B4-6X6DRB MOUNT WITH 3' MAST

DRAWN BY JK	DATE 04/22/19
MATERIAL STEEL	FINISH HDG
DWG. PURPOSE CUSTOMER	SHEET 1 OF 2
	SCALE -

PART. NO.
 SEE TABLE
 DWG. NO.
 B46DRB-(000)X3



PROPRIETARY AND CONFIDENTIAL
 THE INFORMATION CONTAINED IN THIS DRAWING IS THE SOLE PROPERTY OF BAIRD SUPPORTING SYSTEMS. ANY REPRODUCTION IN PART OR AS A WHOLE WITHOUT THE WRITTEN PERMISSION OF BAIRD SUPPORTING SYSTEMS IS PROHIBITED.



WWW.BAIRD MOUNTS.COM

UNLESS OTHERWISE SPECIFIED:
 DIMENSIONS ARE IN INCHES
 TOLERANCES:
 FRACTIONAL ±
 ANGULAR: MACH ± BEND ±
 TWO PLACE DECIMAL ±
 THREE PLACE DECIMAL ±

DO NOT SCALE DRAWING

BAIRD MOUNTING SYSTEMS


WATERLOO, IA 50703
 PHONE: 319-233-3561
 SALES@BAIRD MOUNTS.COM

TITLE:
 B4-6X6DRB MOUNT WITH 3' MAST

DRAWN BY JK	DATE 04/22/19
MATERIAL STEEL	FINISH HDG
DWG. PURPOSE CUSTOMER	SHEET 2OF2
	SCALE -

PART. NO.
 SEE TABLE-SHEET 1
 DWG. NO.
 B46DRB-(000)X3

PART NO.	MAST DIAMETER	WEIGHT
B46DRB-237X5	2.37"OD	101 lbs.
B46DRB-288X5	2.88"OD	106 lbs.



PROPRIETARY AND CONFIDENTIAL
 THE INFORMATION CONTAINED IN THIS DRAWING IS THE SOLE PROPERTY OF BAIRD SUPPORTING SYSTEMS. ANY REPRODUCTION IN PART OR AS A WHOLE WITHOUT THE WRITTEN PERMISSION OF BAIRD SUPPORTING SYSTEMS IS PROHIBITED.



WWW.BAIRD MOUNTS.COM

UNLESS OTHERWISE SPECIFIED:
 DIMENSIONS ARE IN INCHES
 TOLERANCES:
 FRACTIONAL ±
 ANGULAR: MACH ± BEND ±
 TWO PLACE DECIMAL ±
 THREE PLACE DECIMAL ±

DO NOT SCALE DRAWING

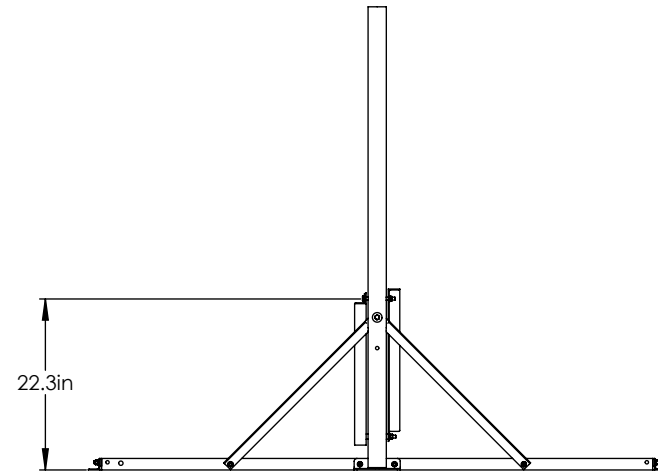
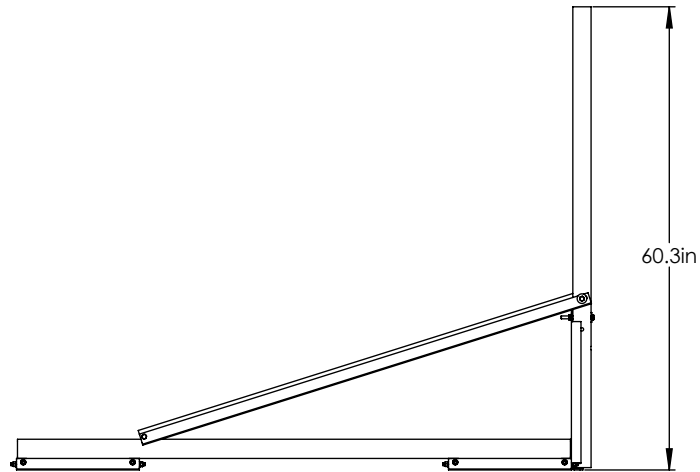
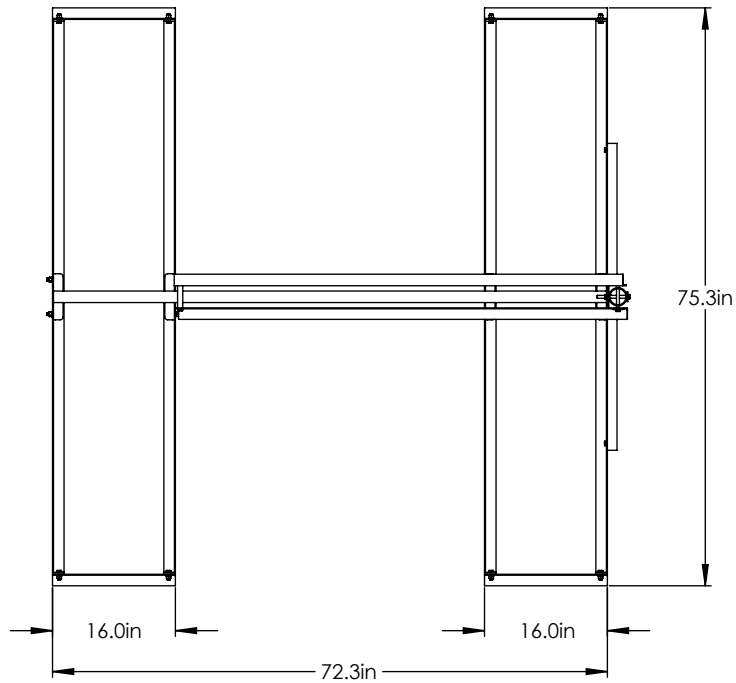
BAIRD MOUNTING SYSTEMS

WATERLOO, IA 50703
 PHONE: 319-233-3561
 SALES@BAIRD MOUNTS.COM

DESCRIPTION:
 B4-6X6DRB MOUNT WITH 5' MAST

DRAWN BY JK	DATE 04/06/18
MATERIAL STEEL	FINISH HDG
DWG. PURPOSE CUSTOMER	SHEET 1 OF 2
	SCALE -

PART. NO.
SEE TABLE
 DWG. NO.
 B46DRB-(000)X5



PROPRIETARY AND CONFIDENTIAL
 THE INFORMATION CONTAINED IN THIS DRAWING IS THE SOLE PROPERTY OF BAIRD SUPPORTING SYSTEMS. ANY REPRODUCTION IN PART OR AS A WHOLE WITHOUT THE WRITTEN PERMISSION OF BAIRD SUPPORTING SYSTEMS IS PROHIBITED.



WWW.BAIRD MOUNTS.COM

UNLESS OTHERWISE SPECIFIED:
 DIMENSIONS ARE IN INCHES
 TOLERANCES:
 FRACTIONAL ±
 ANGULAR: MACH ± BEND ±
 TWO PLACE DECIMAL ±
 THREE PLACE DECIMAL ±

DO NOT SCALE DRAWING

BAIRD MOUNTING SYSTEMS

WATERLOO, IA 50703
 PHONE: 319-233-3561
 SALES@BAIRDMOUNTS.COM


TITLE:
 B4-6X6DRB MOUNT WITH 5' MAST

DRAWN BY JK	DATE 04/06/18
MATERIAL STEEL	FINISH HDG
DWG. PURPOSE CUSTOMER	SHEET 2OF2
	SCALE 1:25

PART. NO.
 SEE TABLE-SHEET 1

DWG. NO.
 B46DRB-(000)X5

PART NO.	MAST DIAMETER	WEIGHT
B46DRB-237X8	2.37"OD	112 lbs.
B46DRB-288X8	2.88"OD	124 lbs.



PROPRIETARY AND CONFIDENTIAL
 THE INFORMATION CONTAINED IN THIS DRAWING IS THE SOLE PROPERTY OF BAIRD SUPPORTING SYSTEMS. ANY REPRODUCTION IN PART OR AS A WHOLE WITHOUT THE WRITTEN PERMISSION OF BAIRD SUPPORTING SYSTEMS IS PROHIBITED.



WWW.BAIRD MOUNTS.COM

UNLESS OTHERWISE SPECIFIED:
 DIMENSIONS ARE IN INCHES
 TOLERANCES:
 FRACTIONAL ±
 ANGULAR: MACH ± BEND ±
 TWO PLACE DECIMAL ±
 THREE PLACE DECIMAL ±

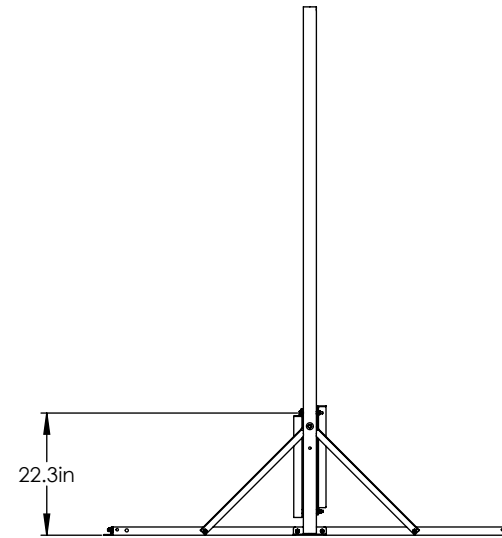
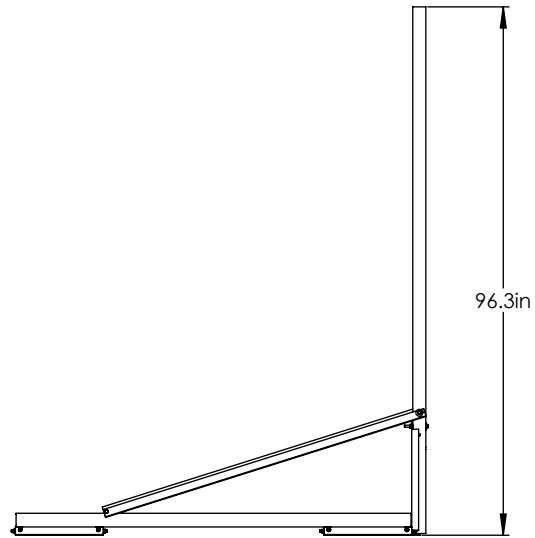
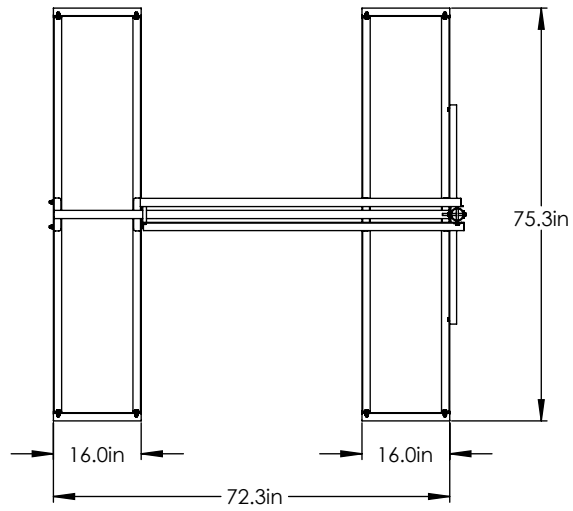
DO NOT SCALE DRAWING

BAIRD MOUNTING SYSTEMS

WATERLOO, IA 50703
 PHONE: 319-233-3561
 SALES@BAIRD MOUNTS.COM

DESCRIPTION:
 B4-6X6DRB MOUNT WITH 8' MAST

DRAWN BY JK	DATE 04/06/18	
MATERIAL STEEL	FINISH HDG	
DWG. PURPOSE CUSTOMER	SHEET 1 OF 2	SCALE -
PART. NO. SEE TABLE		
DWG. NO. B46DRB-(000)X8		



PROPRIETARY AND CONFIDENTIAL
 THE INFORMATION CONTAINED IN THIS DRAWING IS THE SOLE PROPERTY OF BAIRD SUPPORTING SYSTEMS. ANY REPRODUCTION IN PART OR AS A WHOLE WITHOUT THE WRITTEN PERMISSION OF BAIRD SUPPORTING SYSTEMS IS PROHIBITED.



WWW.BAIRD MOUNTS.COM

UNLESS OTHERWISE SPECIFIED:
 DIMENSIONS ARE IN INCHES
 TOLERANCES:
 FRACTIONAL ±
 ANGULAR: MACH ± BEND ±
 TWO PLACE DECIMAL ±
 THREE PLACE DECIMAL ±

DO NOT SCALE DRAWING

BAIRD MOUNTING SYSTEMS

WATERLOO, IA 50703
 PHONE: 319-233-3561
 SALES@BAIRD MOUNTS.COM

TITLE:
 B4-6X6DRB MOUNT WITH 8' MAST

DRAWN BY JK	DATE 04/06/18	
MATERIAL STEEL	FINISH HDG	
DWG. PURPOSE CUSTOMER	SHEET 2OF2	SCALE -

PART. NO.
 SEE TABLE-SHEET 1
 DWG. NO.
 B46DRB-(000)X8

PART NO.	MAST DIAMETER	WEIGHT
B46DRB-237X10	2.37"OD	120 lbs.
B46DRB-288X10	2.88"OD	136lbs.



PROPRIETARY AND CONFIDENTIAL
 THE INFORMATION CONTAINED IN THIS DRAWING IS THE SOLE PROPERTY OF BAIRD SUPPORTING SYSTEMS. ANY REPRODUCTION IN PART OR AS A WHOLE WITHOUT THE WRITTEN PERMISSION OF BAIRD SUPPORTING SYSTEMS IS PROHIBITED.



WWW.BAIRD MOUNTS.COM

UNLESS OTHERWISE SPECIFIED:
 DIMENSIONS ARE IN INCHES
 TOLERANCES:
 FRACTIONAL ±
 ANGULAR: MACH ± BEND ±
 TWO PLACE DECIMAL ±
 THREE PLACE DECIMAL ±

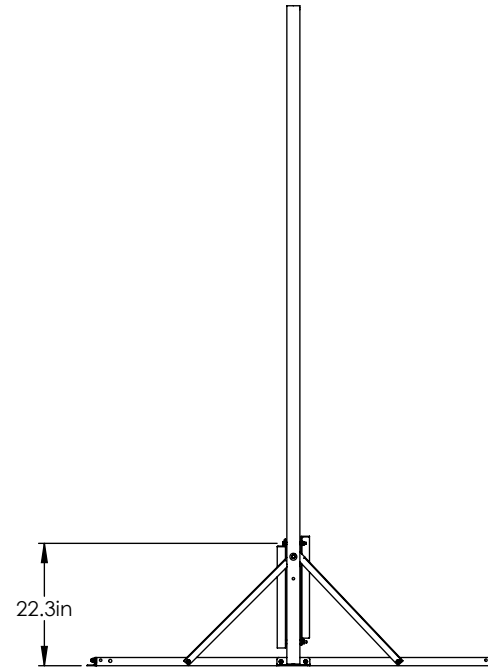
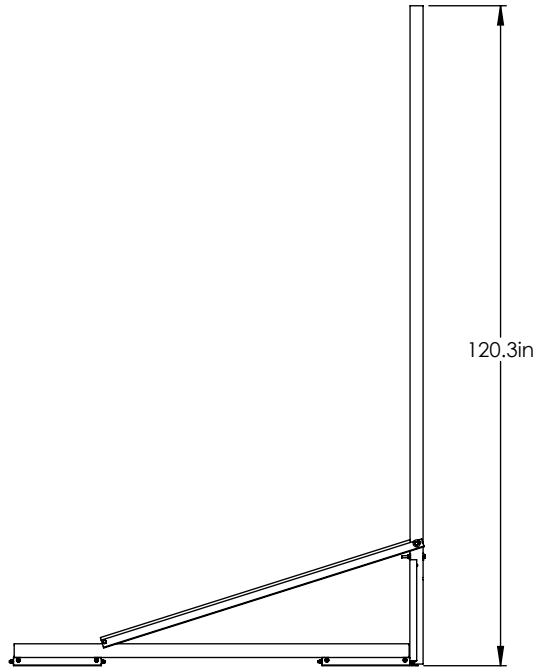
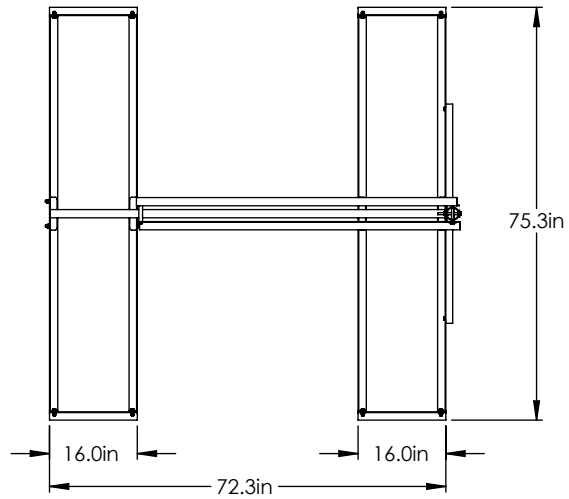
DO NOT SCALE DRAWING

BAIRD MOUNTING SYSTEMS

WATERLOO, IA 50703
 PHONE: 319-233-3561
 SALES@BAIRD MOUNTS.COM

DESCRIPTION:
 B4-6X6DRB MOUNT WITH 10' MAST

DRAWN BY JK	DATE 04/06/18	
MATERIAL STEEL	FINISH HDG	
DWG. PURPOSE CUSTOMER	SHEET 1OF2	SCALE -
PART. NO. SEE TABLE		
DWG. NO. B46DRB-(000)X10		



PROPRIETARY AND CONFIDENTIAL
 THE INFORMATION CONTAINED IN THIS DRAWING IS THE SOLE PROPERTY OF BAIRD SUPPORTING SYSTEMS. ANY REPRODUCTION IN PART OR AS A WHOLE WITHOUT THE WRITTEN PERMISSION OF BAIRD SUPPORTING SYSTEMS IS PROHIBITED.



WWW.BAIRD MOUNTS.COM

UNLESS OTHERWISE SPECIFIED:
 DIMENSIONS ARE IN INCHES
 TOLERANCES:
 FRACTIONAL ±
 ANGULAR: MACH ± BEND ±
 TWO PLACE DECIMAL ±
 THREE PLACE DECIMAL ±

DO NOT SCALE DRAWING

BAIRD MOUNTING SYSTEMS

WATERLOO, IA 50703
 PHONE: 319-233-3561
 SALES@BAIRD MOUNTS.COM

TITLE:
 B4-6X6DRB MOUNT WITH 10' MAST

DRAWN BY JK	DATE 04/06/18	
MATERIAL STEEL	FINISH HDG	
DWG. PURPOSE CUSTOMER	SHEET 2OF2	SCALE -

PART. NO.
 SEE TABLE-SHEET 1

DWG. NO.
 B46DRB-(000)X10